

Committee Report on USACE/ACEC KS/ACEC MO Liaison Meeting

NOVEMBER 21, 2019 MEETING MINUTES

The meeting was started by acknowledging the passing of Mr. Rick Worrell. Kind words were said by many in attendance.

USACE Program Update:

- Very robust program for the next 3 years. \$1B in contracts awarded in 2018 and 2019. Somewhat unsure of FY23 at this time.
- Discussion on KC Levees, Fort Leonardwood Hospital, NG2 Facility
- 5 years of MILCON projects
- FY21 - \$371MM in levee and lake rehab (typically just \$75MM)
- 30 to 60 levee rehab projects planned – money is coming. Levees will be repaired to pre-flood condition. Most Missouri levees are agricultural only.
- Several barracks renovation projects
- FY22 – spike in funding is due to the LCAAP Next Generation Squad Weapons Ammunition facility. Very aggressive schedule; very large and complicated program. Important decisions: (1) round size 6.5 MM vs 6.8MM and (2) round casing plastic vs metal. Design charette recently ended.
- B21 Beddown Facility – USACE is ready to go but waiting on funding from the customer. Three firms to bid; \$220M project; MATOC contract
- NG2 awarded 3/2019; ground breaking planned 11/26 (week of Thanksgiving)
- Fort Leonardwood Hospital – groundbreaking 5/2019. JE Dunn and RLF Architects.
- St. Louis John Cochran Hospital. Project includes multiple structures; i.e. bed tower, warehouse, water tower, substance abuse clinic, central utility plant
- HTRW work is steady/consistent. \$130MM funding is typical unless “plus up” funds come available

USACE Manpower: 220 Full Time Equivalents currently
190 FTE's 2 or 3 years ago
230 FTE's planned (top out)
Losing senior level staff to retirement and private industry
Inherent government-only positions are being filled; i.e. these positions are not suited for the A/E community

Flood Update Presentation (see attached): Gavins Point – all flood storage to be evacuated by November. Kansas Reservoirs – evacuate all floor storage by Christmas.

Kansas and Missouri Legislative Updates.

Next Meeting: Either March 6 or March 13, 2020 at USACE.

ACEC KS / ACEC MO / USACE Kansas City Liaison Committee

Date: 21 November 2019

Time: 1000 to 1300 hrs

Location: HDR, Inc., 10450 Holmes Road, Suite 600, Kansas City, MO 64131

Parking & Instructions: Visitor parking available on south side of building. Enter lobby and use the white phone to contact receptionist and she'll escort guests to the 5th floor.

AGENDA

- ~~• BRAC Update.~~
- ~~• USACE KC Mega Project Spotlight (USACE to choose 1 of the 5 to overview and provide lessons learned).~~
- Missouri River Flooding – Reservoir and flooding update, impacts to USACE and projects including PL-84-99, updates on local, state or federal recovery.
- Updates and timing of MILCON and B-21 solicitations. What will KC District use the B-21 contract for?
- ~~• Experience/lessons learned on Argentine pump stations design build procurement, and future use of design build for civil works infrastructure.~~
- ~~• Status of lower Missouri River hydraulic studies (PAS, GI, etc.), in-house activities and potential for A-E support.~~
- Other Items
- Set Next Meeting Date & Location - *TBD*

PRIOR HOSTS

Nov 2019: HDR
April 2019: WSP
Feb 2019: Olsson
Oct 2018: B&M

July 2018: KC COE
April 2018: HNTB
Jan 2018: Wilson & Co.
Oct 2017: Geotech.

June 2017: Affinis
Mar 2017: Hg Consult
Dec 2016: KC COE

KC Corps:

Michael Coates
John Holm
Tim Kurgan
Jim Turner

ACEC/MO:

Jess Commerford
John Denlinger
John Frerking
Dave Kocour
Tom Poer
Eric Stump
Steve Wells, ACEC/MO Chairman
Bruce Wylie, President

ACEC/KS:

Eric Cenovich
Les Hamilton
Brent Johnson
Matt McQuality, Co-Chair

US ARMY CORPS OF ENGINEERS KANSAS CITY DISTRICT PROGRAMS

Tim Kurgan

Kansas City District

21 NOV 2019

“The views, opinions and findings contained in this report are those of the author(s) and should not be construed as an official Department of the Army position, policy or decision, unless so designated by other official documentation.”



**US Army Corps
of Engineers.**



AGENDA

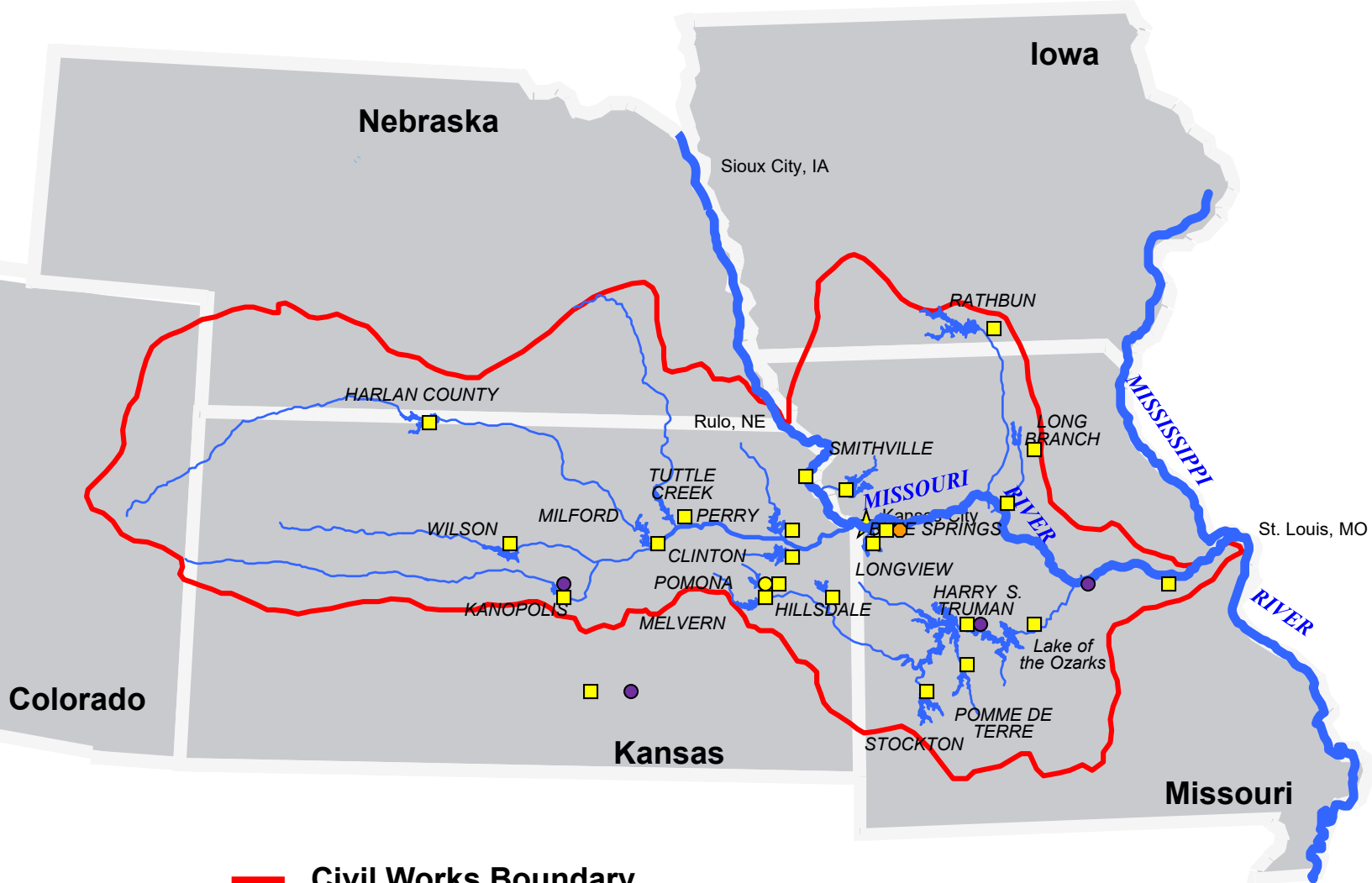
- Kansas City District Missions
- Program Trends
- Civil Works Priorities
- Military Program Priorities
- Environmental Program Priorities
- Questions / Discussion



US Army Corps
of Engineers.



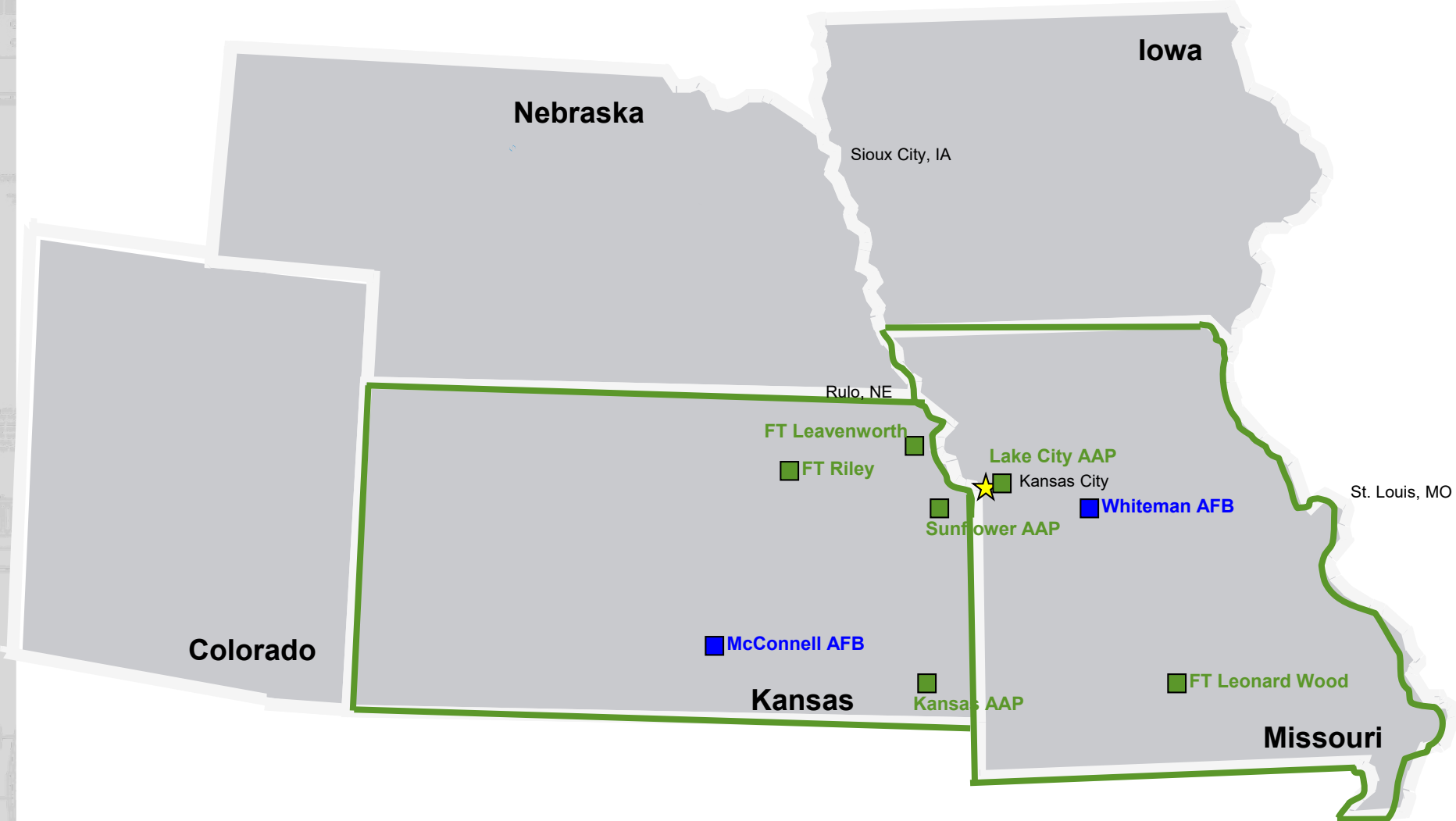
Kansas City District – Civil Works Boundary



-  Civil Works Boundary
-  Operations Projects
-  Regulatory Offices
-  Missouri River Area Office



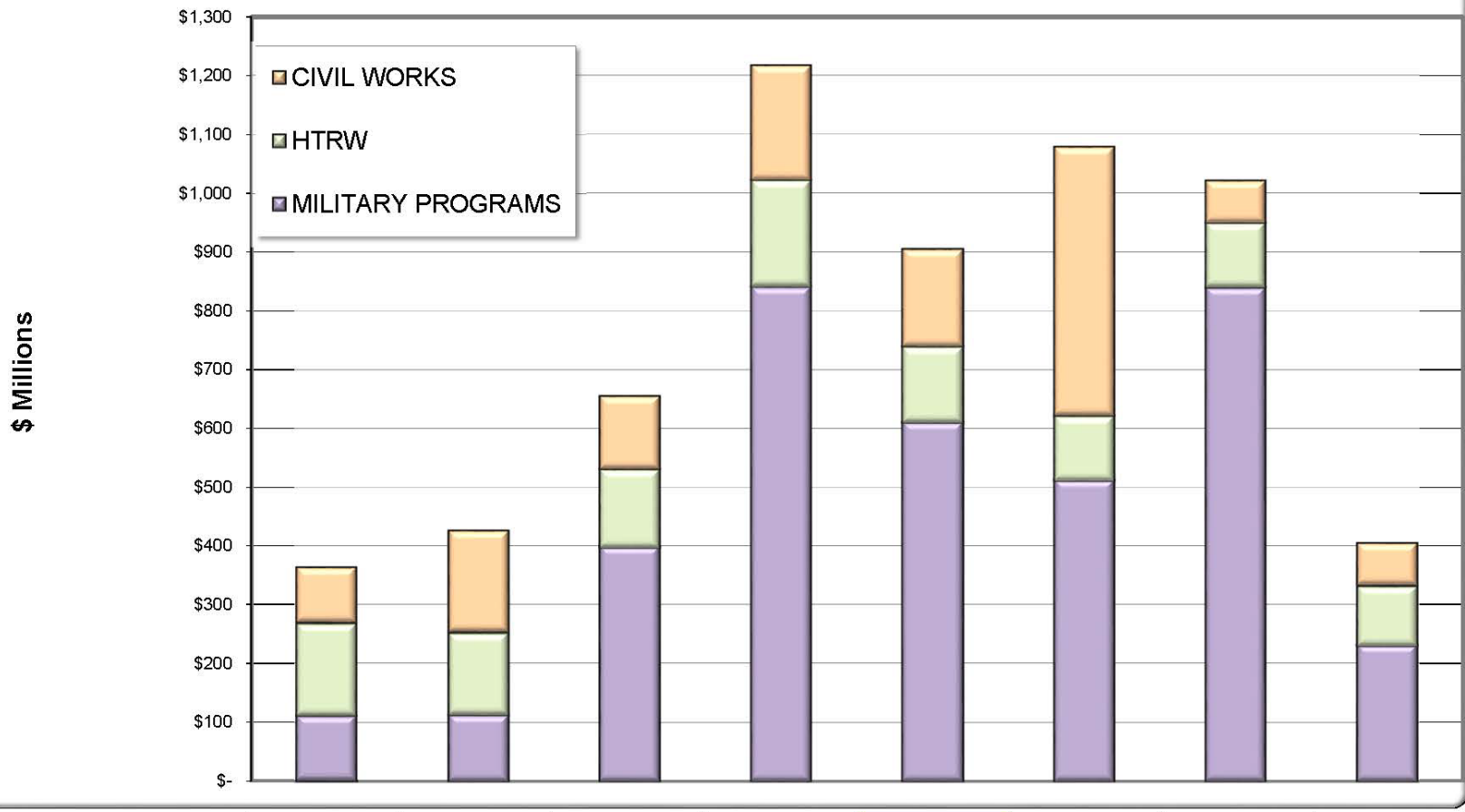
Kansas City District – Military Boundary



 **Military Works Boundary**
 **US Army Installations**
 **US Air Force Bases**



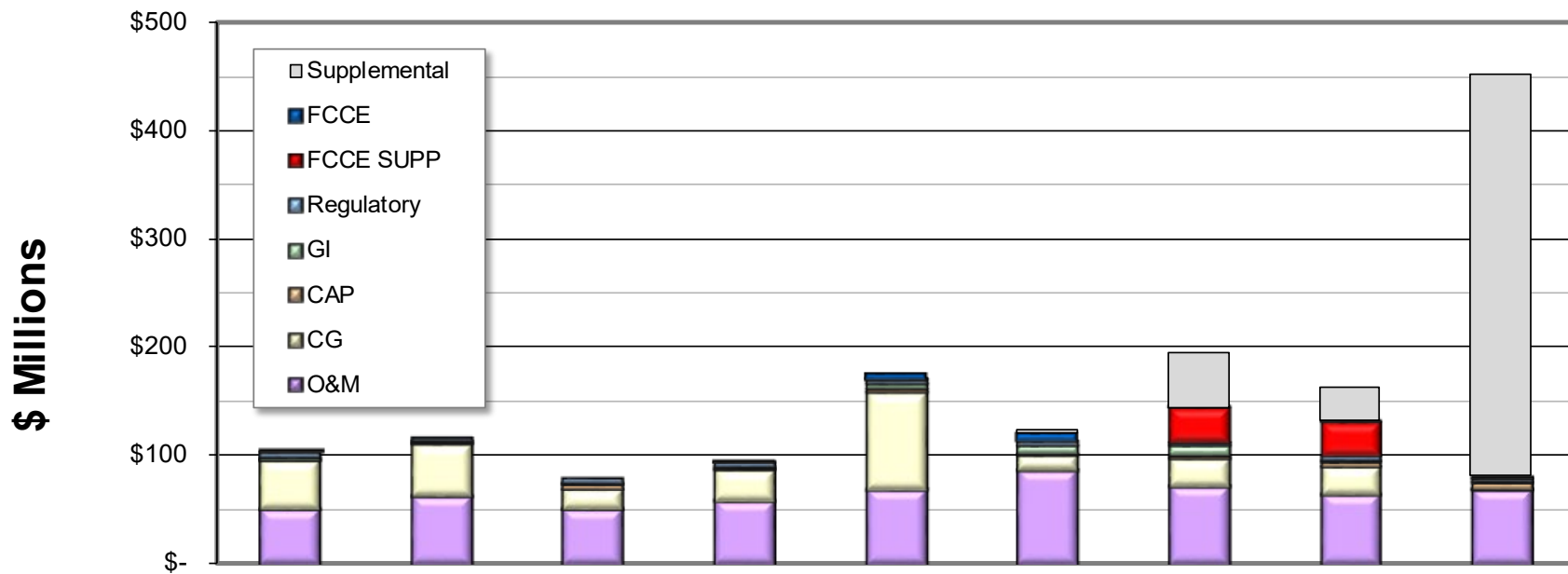
NWK District Trend Assessment



	FY16	FY17	FY18	FY19	FY20	FY21	FY22	FY23
CIVIL WORKS	\$ 94.98	\$ 173.93	\$ 124.14	\$ 195.00	\$ 165.50	\$ 455.38	\$ 72.20	\$ 72.20
HTRW	\$ 158.58	\$ 140.85	\$ 134.38	\$ 180.60	\$ 130.49	\$ 111.00	\$ 109.00	\$ 104.00
MILITARY PROGRAMS	\$ 110.59	\$ 113.21	\$ 398.59	\$ 841.62	\$ 610.59	\$ 512.61	\$ 840.25	\$ 230.52
TOTALS	\$ 364.15	\$ 427.99	\$ 657.11	\$ 1,217.22	\$ 906.58	\$ 1,078.99	\$ 1,021.45	\$ 406.72



NWK CW Program Obligation Trend



	FY13	FY14	FY15	FY16	FY17	FY18	FY19	FY20	FY21
FCCE	\$ -	\$ -	\$ -	\$ -	\$ 5.00	\$ 7.39	\$ 0.59	\$ 1.00	\$ 1.00
FCCE SUPP	\$ -	\$ -	\$ -	\$ 1.00	\$ 0.50	\$ -	\$ 30.9	\$ 30.5	\$ -
Regulatory	\$ 3.81	\$ 3.90	\$ 3.90	\$ 3.90	\$ 3.70	\$ 4.06	\$ 4.07	\$ 3.90	\$ 4.00
GI	\$ 2.09	\$ 1.23	\$ 1.56	\$ 1.70	\$ 5.26	\$ 7.06	\$ 7.78	\$ 2.08	\$ 1.30
CAP	\$ 0.90	\$ 0.37	\$ 4.12	\$ 0.52	\$ 2.09	\$ 1.83	\$ 3.68	\$ 4.80	\$ 4.80
CG	\$ 44.33	\$ 49.01	\$ 18.71	\$ 29.26	\$ 88.58	\$ 14.48	\$ 26.15	\$ 25.50	\$ 2.28
Supplemental	\$ -	\$ -	\$ -	\$ -	\$ -	\$ 4.00	\$ 51.00	\$ 30.73	\$ 371.00
O&M	\$ 51.40	\$ 62.10	\$ 51.00	\$ 58.60	\$ 68.80	\$ 85.32	\$ 70.80	\$ 64.00	\$ 68.00
CW TOTALS	\$ 102.53	\$ 116.61	\$ 79.29	\$ 94.98	\$ 173.93	\$ 124.14	\$ 195.0	\$ 162.5	\$ 452.38
	Actual	Actual	Actual	Actual	Actual	Actual	Actual	Projected	Projected

of Engineers.



KANSAS CITYS LEVEES

Argentine – Pump Station Replacements

- Value: \$25-40M
- Acquisition Strategy: Design/Build
- Anticipated Solicitation: FY19Q3
- Anticipated Award: FY19Q4

AWARDED

Levee/Floodwall Raise – All Projects

- Value: \$250M
- Acquisition Strategy: Design/Bid/Build
- Anticipated Solicitation: FY21Q1
- Anticipated Award: FY21Q2

Armourdale – Pump Station Repairs (SB)

- Value: \$5-10M
- Acquisition Strategy: Design/Bid/Build
- Anticipated Solicitation: FY20Q3
- Anticipated Award: FY20Q4

CID – Pump Station Repairs (SB)

- Value: \$5-10M
- Acquisition Strategy: Design/Bid/Build
- Anticipated Solicitation: FY20Q3
- Anticipated Award: FY20Q4

SB – Anticipated to be solicited to small businesses.



US Army Corps
of Engineers.



GENERAL CIVIL WORKS

Levee Rehab (30 to 60 contracts) (SB)

- Values: \$100k-5M ea.
- Acquisition Strategy: Design/Bid/Build
- Anticipated Solicitations: FY20Q1-FY21
- Anticipated CONSTRUCTION Awards: FY20-FY21

Long Branch Admin Bldg Construction (SB)

- Value: \$1M
- Acquisition Strategy: Design/Bid/Build
- Anticipated Solicitation: FY20Q2
- Anticipated CONSTRUCTION Award: FY20Q3

Longview Embankment Slide Repair (SB)

- Value: \$1M to \$2M
- Acquisition Strategy: Design/Bid/Build
- Anticipated Solicitation: FY20Q2
- Anticipated CONSTRUCTION Award: FY20Q3

Manhattan Levee Raise Construction

- Value: \$10M to \$20M
- Acquisition Strategy: Design/Bid/Build
- Anticipated Solicitation: FY21Q1
- Anticipated CONSTRUCTION Award: FY21Q2

St. Joe Levee Raise North of 36 Hwy Construction

- Value: \$10M - \$15M
- Acquisition Strategy: Design/Bid/Build
- Anticipated Solicitation: FY21Q1
- Anticipated CONSTRUCTION Award: FY21Q2

Longview Hydraulic Cylinder (SB)

- Value: \$<500k
- Acquisition Strategy: Design/Bid/Build
- Anticipated Solicitation: FY20Q2
- Anticipated CONSTRUCTION Award: FY20Q3

Smithville Stilling Basin (SB)

- Value: \$500k - \$1M
- Acquisition Strategy: Design/Bid/Build
- Anticipated Solicitation: FY20Q4
- Anticipated CONSTRUCTION Award: FY20Q4

Truman Spall Repair (SB)

- Value: \$500k - \$1M
- Acquisition Strategy: Design/Bid/Build
- Anticipated Solicitation: FY20Q4
- Anticipated CONSTRUCTION Award: FY20Q4

SB – Anticipated to be solicited to small businesses.



US Army Corps
of Engineers.



CIVIL CONTRACT STATUS AND EMERG. SUPPLEMENTAL ⁹

Current AE IDIQ's

- **Ten Planning and Design Services contracts**
 - Awarded – May 2019 (\$90M - UR)
 - HNTB, HDR, CDM Smith, Stantec, Mead and Hunt-Olsson JV
 - Expires – Base: May 2024; Option May 2026
 - Awarded – May 2019 (\$36M - SB)
 - DR Reed and Associates (DRRA), Affinis, Prairie-Hanson JV, WRS-IL&C JV, GEO-Stanley JV
 - Expires – Base: May 2026; Option May 2026
- **One Mapping and Surveying contract**
 - Awarded – Aug 2019 (\$5Mil) Stockwell Eng
 - Expires – Aug 2024
- **One Geotech Lab contract**
 - Awarded – Jul 2019 (\$3Mil) Terracon
 - Expires – Jul 2024
- **One RMC AE Support (Guidance updates)**
 - Expires Nov 2023 (\$6Mil) URS
 - 3% utilized , ~\$5.8M capacity remaining

MATOC's

- **Four Missouri River BSNP contracts**
 - Four base MATOCs awarded March 2018 – one base year with 4 option years
- **Three Road Repair contracts**
 - Awarded 25-Sep (\$1.9mil)
 - Harbour Const, Briggs Brothers, ESI
 - Expires – Base: Sep 2020; Option May 2022

Emergency Supplemental Tentative FY20 and FY21

- \$20mil for BSNP and FWL repairs in Missouri River
- \$10mil for Lake Projects Repairs to: Rip Rap, Channels, Berm/Levee, Gates, Roads.
- \$8mil for Lake Project Recreational Repairs: Tree removal, Public area repairs, Debris removal, Roads, Seeding, Earthwork.

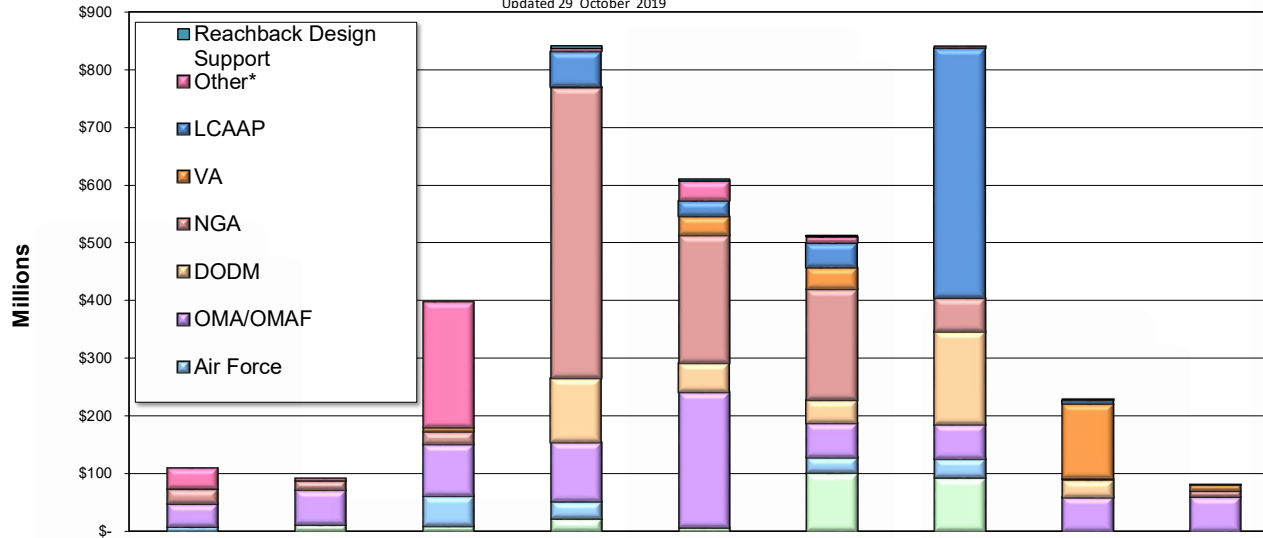


US Army Corps
of Engineers.



NWK Military Program Trend Assessment

Updated 29 October 2019



	FY16	FY17	FY18	FY19	FY20	FY21	FY22	FY23	FY24
Army (incl. BRAC)	\$ -	\$ 12.35	\$ 9.25	\$ 22.23	\$ 6.98	\$ 100.80	\$ 92.70	\$ -	\$ -
Air Force	\$ 8.58		\$ 51.99	\$ 29.50	\$ -	\$ 27.00	\$ 32.50	\$ -	\$ -
OMA/OMAF	\$ 39.59	\$ 60.25	\$ 90.35	\$ 102.56	\$ 233.94	\$ 60.00	\$ 60.00	\$ 60.00	\$ 60.00
DODM	\$ -	\$ -	\$ -	\$ 111.58	\$ 50.00	\$ 40.00	\$ 160.00	\$ 31.30	\$ -
NGA	\$ 25.88	\$ 16.40	\$ 21.54	\$ 502.94	\$ 222.43	\$ 192.32	\$ 59.55	\$ 0.42	\$ 11.14
VA	\$ -	\$ -	\$ 8.00	\$ 1.50	\$ 32.00	\$ 37.00	\$ -	\$ 130.00	\$ 10.00
LCAAP	\$ -	\$ -	\$ -	\$ 60.75	\$ 27.80	\$ 42.70	\$ 432.70	\$ 6.00	\$ 1.50
Other*	\$ 36.54	\$ 4.41	\$ 217.46	\$ 5.41	\$ 34.16	\$ 11.04	\$ 2.80	\$ 2.80	\$ -
Reachback Design Support	\$ -	\$ -	\$ -	\$ 5.15	\$ 3.29	\$ 1.75	\$ -	\$ -	\$ -
TOTALS	\$ 110.59	\$ 93.41	\$ 398.59	\$ 841.62	\$ 610.59	\$ 512.61	\$ 840.25	\$ 230.52	\$ 82.64

NOTES: Totals based on Construction, Design or both
 - ARMY (incl. BRAC) MILCON Construction
 - Air Force MILCON Construction
 - OMA/OMAF Construction
 - DODM Construction
 - NGA Design and Construction

-VA Design and Construction
 -LCAAP Design and Construction
 - Other * AFCS, NORTHCOM, HNC, POE AE TO (NORTHCOM Construction and others Design only)
 - Reachback Design Support Design (TAM, POJ)

US Army Corps of Engineers.



MILITARY PROGRAMS PRIORITIES FY20

- AF & Army MILCON Support
- Support to the Next NGA West (N2W) Program
- Newly Planned Contract Tools
- Support to the Ft. Leonard Wood Hospital Program
- Lake City Army Ammunition Plant (LCAAP) – Next Gen Ammo – AE Action
- Lake City Army Ammunition Plant (LCAAP) – Support the Water Treatment Plant, Building 3 Roof Replacement and Demolition Projects
- DVA St Louis John Cochran Medical Center – Project Book & AE Action
- Army Facilities Components System Support
- Support to the Kansas Air National Guard, Missouri Air National Guard and the 88th Regional Support Command
- Reachback Support (Design) to various Overseas Organizations



US Army Corps
of Engineers.



AF & ARMY MILCON PROGRAM

Small NWK MILCON program for FY20:

- Ft Riley – FY19 UMMCA Rail Head Improvements \$1-5M
 - SB set-aside, Awarded 7 Oct 19
- Ft Leonard Wood – FY20 ERCIP Install Cogen Central Plant DB \$1-5M
 - Unrestricted, Advertise 1st quarter FY20
- Whiteman AFB – FY20 Consolidated Vehicle Maintenance Facility DBB \$20-\$30M
 - Acquisition Strategy under review, Advertise 1st Quarter FY21

ERCIP = Energy Resilience and Conservation Investment Program



US Army Corps
of Engineers.



SRM/INSTALLATION SUPPORT PROGRAM

AF and ARMY SRM has a forecasted increase for FY20 as compared to last few years. Forecasting ~60 actions, value >\$230M

Contract Tools: MATOCs, SATOCs, POCAs, AE's, JOCs

Mission Focus:

- Historic Building Renovation
- Building Renovation/Repurposing
- Housing Repairs/Maintenance
- Repaving projects
- General infrastructure



US Army Corps
of Engineers.



MILITARY IDIQ CONTRACT STATUS

Construction

Small Business MATOC (\$95M)

- Awarded January 2019

FY20 IDIQ Forecast

- Ft Leonard Wood POCA ~\$15M,
Award Jan 2020
- Ft Leonard Wood SATOC ~\$49M
Advertise 2nd QTR FY20
- Ft Riley SATOC ~ \$30M
Advertise 2nd QTR FY20
- Ft Riley Roofing Requirements
Contract ~ \$15M
Advertise 2nd QTR FY20
- Ft Leavenworth SATOC ~ \$9M
Advertise 2nd QTR FY20

AE and Other Services

AFCEC Fire Protection (\$9.5M), FY19Q2

- Awarded March 2019

LCAAP SATOC (\$48M), FY19Q2

- Awarded April 2019

Additional FY20 IDIQ Forecast

- AFCS AE SATOC 2 @ ~\$20M and \$10M
Awarded September 20
- DVA AE SATOC ~\$80M
Award 1st quarter FY20
- Unrestricted MIL AE SATOC ~\$150M
Advertise JAN 20
- AFCEC B-21 Beddown ~\$220M
Advertise FEB 20



US Army Corps
of Engineers.



NEXT NGA WEST (N2W) PROGRAM

Program Scope: Total Program Amount ~ \$1B

- NGA Replacement Facility in North St Louis
- Primary Facility 712,800 sf Secure Analytics

Design-Build Contractor:
McCarthy - HITT



Small Business Acquisition (Design-Bid-Build)

- Access Control Points (ACP), 2 each
- Remote Inspection Facility (RIF)
- Visitor Control Center (VCC) Surface Parking
- Landscaping

Advertise

2Q FY22

2Q FY22

1Q FY23

1Q FY23



US Army Corps
of Engineers.



Ft. Leonard Wood Hospital Program

PA amount is \$381.3M

Six contracts anticipated:

Contract One – Hospital & Clinic Facilities. **AWARDED:** 8 Aug 2019 to J.E. Dunn Construction Co. & RLF Architects. Substantial Completion/BOD: 14 Oct 2023. Contract Type: Two Phase Design Build (DB) Cost-Technical Tradeoff, Full & Open. Award amount: \$296.0M.

Contract Two – Temporary Helipad. **AWARDED:** Jan 3 2019 to Ogloonik Diversified Services. Substantial Completion: 10 Jan 2020. Contract Type: SATOC Task Order. Award amount: \$925K.

Contract Three – Optical Fabrication Lab. Projected Award: 1st Qtr FY21. Substantial Completion: 1st Qtr 2022. Contract Type: Small Business Set-Aside. Duration: 365 Cal Days. Scope: Upgrade existing Medical Warehouse facility to comply with current code & criteria.

Contract Four – Demolition of Existing Facilities. Projected Award: 4th Qtr FY25. Substantial Completion: 2nd Qtr FY27. Contract Type: Small Business Set-Aside. Duration: 540 Cal. Days. Scope: Demolition of existing Hospital & Outpatient Clinic, Including Hazardous Material Abatement & Material Recycling

Contract Five – Site Improvements. Projected Award 2nd Qtr FY27. Substantial Completion: 3rd Qtr FY28. Contract Type: Small Business Set-Aside. Duration: 480 Cal Days. Construct site work outside the project demarcation lines. Includes drives, parking, sidewalks, lighting, surveillance cameras, electric vehicle charging stations, and landscaping.



US Army Corps
of Engineers.



Lake City AAP – Next Generation Ammo

Program Scope: Program Amount \$250M+

- Provide facility for new ammo production line
- Primary facility: est: 160,000+ SF (reprogramming in progress for larger facility)
- Excludes manufacturing production equipment

Design: AE-Burns & McDonnell, Design (schedule impacted by Continuing Resolution

Construction Acquisition: Design-Bid-Build

- Stage 1 Advertisement FY20 Q3
- Stage 2 Advertisement FY21 Q4
- Award Construction Contract FY22 Q1
- Construction Complete FY25 Q4

Small Business Acquisition:

- Site Preparation - Advertise: FY21 Q1
- Site Preparation - Award: FY21 Q3



US Army Corps
of Engineers.



DVA – St Louis John Cochran Division

Program Scope: Program Amount \$600M+

- Relocate in-patient functions from existing building into a new bed tower.
- Construction of five (5+) structures to include: Bed Tower, OIT/FES Warehouse, Central Energy Plant, Water Tower, Substance Abuse Clinic and Parking Garage.
- Demolition of several deficient and underutilized buildings.

Schedule:

- DVA Programing Complete (Project Book) FY20Q1
- USACE Award AE Design Contract FY20Q1
- 35% Design Complete FY21Q2

Construction Phasing & Small Business Acquisition:

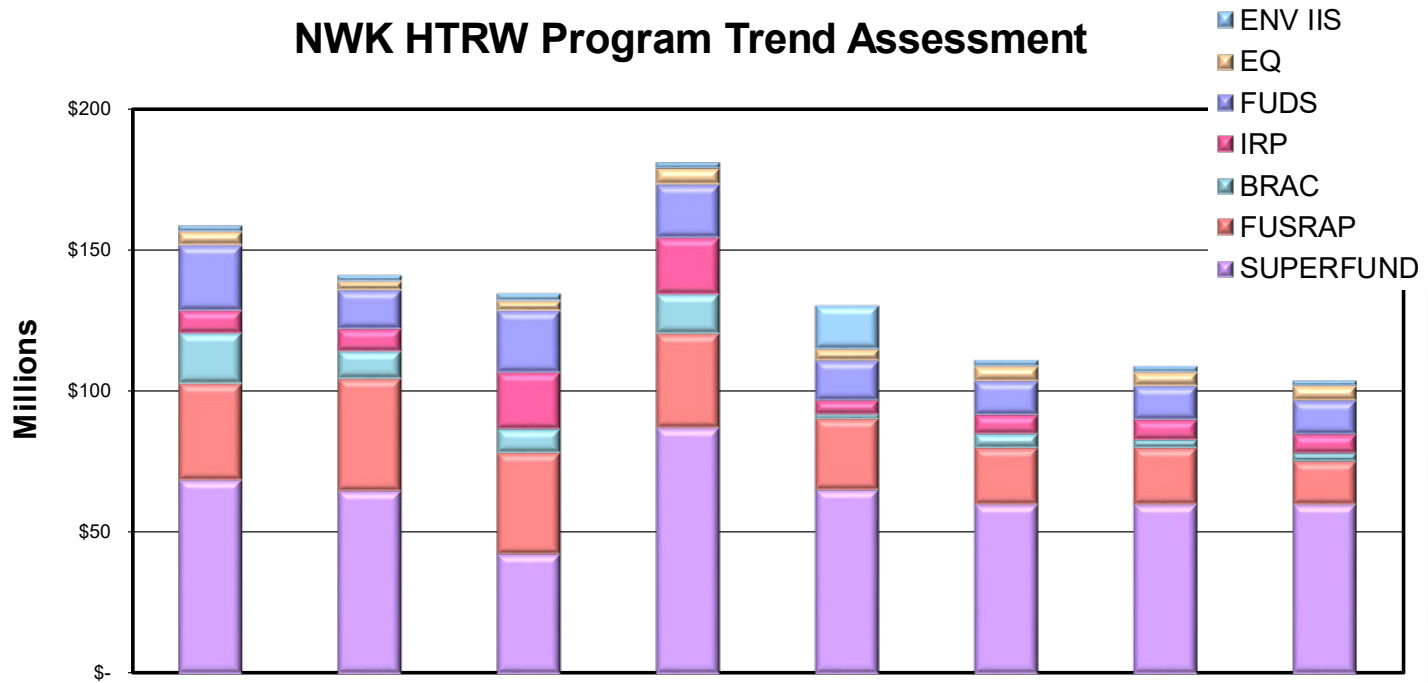
- Undetermined at this time



US Army Corps
of Engineers.



NWK HTRW Program Trend Assessment



	FY16	FY17	FY18	FY19	FY20	FY21	FY22	FY23	FY24
ENV IIS	\$ 2.13	\$ 1.90	\$ 2.20	\$ 1.82	\$ 15.60	\$ 2.00	\$ 2.00	\$ 2.00	\$ 2.00
EQ	\$ 4.83	\$ 2.88	\$ 3.49	\$ 5.75	\$ 3.90	\$ 5.00	\$ 5.00	\$ 5.00	\$ 5.00
FUDS	\$ 23.17	\$ 13.97	\$ 22.04	\$ 18.99	\$ 13.95	\$ 12.00	\$ 12.00	\$ 12.00	\$ 12.00
IRP	\$ 7.86	\$ 8.00	\$ 19.97	\$ 19.96	\$ 5.00	\$ 7.00	\$ 7.00	\$ 7.00	\$ 7.00
BRAC	\$ 18.18	\$ 9.71	\$ 8.47	\$ 13.97	\$ 2.04	\$ 5.00	\$ 3.00	\$ 3.00	\$ 3.00
FUSRAP	\$ 34.20	\$ 39.70	\$ 36.00	\$ 33.44	\$ 25.00	\$ 20.00	\$ 20.00	\$ 15.00	\$ 15.00
SUPERFUND	\$ 68.21	\$ 64.69	\$ 42.21	\$ 86.67	\$ 65.00	\$ 60.00	\$ 60.00	\$ 60.00	\$ 60.00
TOTAL	\$ 158.58	\$ 140.85	\$ 134.38	\$ 180.60	\$ 130.49	\$ 111.00	\$ 109.00	\$ 104.00	\$ 104.00

US Army Corps of Engineers.



Environmental (HTRW) Program FY20

- Kansas City District supports regional work (Missouri and Kansas) projects, as well as a significant amount of environmental projects on the East Coast.
- The District has a long, established working relationship with EPA Region 2 (New York and New Jersey) and works closely with New York and Philadelphia Districts.
- Kansas City District also has project management responsibilities for the Formerly Used Defense Sites Program within Seattle District boundaries, so we support projects in Washington State, Oregon, and Idaho.
- FY20 projections for workload are stable and typically increase from initial projections as customers get clearer information on budgets.
- Almost all of the Program is executed using pre-placed contracts, so opportunities for prime contractor work is limited to firms in the selected pools. Numerous subcontracting opportunities are available with our primes to support projects.



US Army Corps
of Engineers.



Environmental (HTRW) Program FY20

- Kansas City District Environmental Program has initiated a periodic conference call with firms interested in status of task orders, planned acquisitions, etc.
- Most recent call was 24 October 2019. Additional periodic calls will be scheduled to provide updates as information changes.
- Please reach out to Environmental Programs (Fraley) or Environmental Engineering (Leibbert) Branches to be added to the email distribution list for future calls.
 - jill.k.fraley@usace.army.mil or jason.m.leibbert@usace.army.mil



US Army Corps
of Engineers.



Environmental Program Priorities FY20

In-Progress ID/IQ Acquisitions

- Non-MEGA site specific SATOC for the Welsbach Superfund Site (Camden, New Jersey)
 - \$110M value
 - Target of 1 firm
 - Small Business (NAICS 562910)
 - Currently in Source Selection
 - Anticipated Award: 2nd Quarter FY20

- NWD MEGA Unrestricted PRAC MATOC (NAICS 562910)
 - Planned capacity: \$185M
 - Target of up to 10 firms
 - Currently in Source Selection
 - Anticipated Award: 3rd Quarter FY20



US Army Corps
of Engineers.



Environmental Program Priorities FY20

Planned Acquisitions

- Non-MEGA Regional A-E Services Unrestricted MATOC (NAICS 541330)
 - Initial planning stages are underway for a new regional (NWD) unrestricted A-E Services MATOC.
 - \$225M is the planned contract size will support the mission of NWD and EPA Region 2.
 - Anticipated Synopsis: 2nd Quarter FY20

- Non-MEGA 8(a) Competitive Environmental Consulting Services (NAICS 541620)
 - Planned capacity: \$9.9M
 - Focus on Five Year Review Experience and Installation Environmental Support
 - Target of 3 firms
 - Anticipated Solicitation: TBD FY20*

- Radioactive Waste Disposal Blanket Purchase Agreement
 - Planned capacity of \$35M
 - Anticipated Solicitation: 3rd Quarter FY20*

*Note: Formal work has not started on these actions, so schedules are subject to change.



US Army Corps
of Engineers.



Environmental Program Priorities FY20

Planned Acquisitions

- NWD MEGA Small Business - PRAC MATOC (NAICS 562910)
 - Planned capacity: \$176.25M
 - Target of 10 firms
 - Anticipated Solicitation: TBD FY20*

- NWD MEGA SDVOSB - PRAC MATOC (NAICS 562910)
 - Planned capacity of \$22.5M
 - Solicitation—TBD FY20*


*Note: Formal work has not started on these actions, so schedules are subject to change.





COL William Hannan, Jr.
District Engineer
816-389-3202

Bryan Smith
Deputy for Project Management
816-389-3210



Arthur Saulsberry
Deputy for Small Business
816-389-3927



US Army Corps
of Engineers.






Melissa Corkill
Chief Civil Works Branch
816-389-3697



Jill Fraley
Chief Environmental Branch
816-389-3798

Jeff Salter
Chief Military Branch
816-389-2209

Jennifer Switzer
Chief Planning Branch
816-389-3062



NWK Contracting Branch Contact: 816-389-381
<http://www.nwk.usace.army.mil/BusinessWithUs/Contracting.aspx>



US Army Corps
of Engineers.



KANSAS CITY DISTRICT CONTRACTING DIVISION



Gwendolyn Miller
Chief
816-389-3665



Adam Hall
Deputy/BOB Chief
816-389-2318



Brad Wright
Chief Military Contracts
816-389-3936



Matt Wilson
Chief Civil Contracts
816-389-3426


Vacant
Chief HTRW Contracts
816-389-3839



US Army Corps
of Engineers.



QUESTIONS



US Army Corps
of Engineers.



Doing Business with the Kansas City District Corps of Engineers

1. NORTHWESTERN DIVISION CORPS OF ENGINEERS WWW.NWD.USACE.ARMY.MIL
2. KANSAS CITY DISTRICT, CORPS OF ENGINEERS WWW.NWK.USACE.ARMY.MIL
3. IS YOUR BUSINESS “SMALL?” WWW.NAICS.COM
4. MARKET RESEARCH TO LOCATE OPPORTUNITIES: WWW.FEDBIZOPPS.GOV
5. PROCUREMENT TECHNICAL ASSISTANCE CENTERS: [HTTP://WWW.DLA.MIL/DB/PROCUREMENT.HTM](http://WWW.DLA.MIL/DB/PROCUREMENT.HTM)
6. MARKET RESEARCH AND REGISTRATION: WWW.CCR.GOV
7. OPPORTUNITIES AS A SUBCONTRACTOR: [HTTP://WEB.SBA.GOV/SUBNET/](http://WEB.SBA.GOV/SUBNET/)
8. ARMY RESOURCES: WWW.SELLINGTOARMY.INFO
9. 52.204-11 – REPORTING REQUIREMENTS ARRA: [HTTP://FARSITE.HILL.AF.MIL/VFFARA.HTM](http://FARSITE.HILL.AF.MIL/VFFARA.HTM)
10. PROCUREMENT TECHNICAL ASSISTANCE CENTERS: WWW.DLA.MIL/DB/PROCUREMENT.HTM
11. A GUIDE TO WINNING FEDERAL CONTRACTS: WWW.SBA.GOV/TRAINING
12. OPENING DOORS TO FEDERAL CONTRACTING OPPORTUNITIES: WWW.SBA.GOV/OPENINGDOORS
13. ASSISTANCE IS OBTAINING FEDERAL CONTRACTS: [HTTP://WWW.OSDBU.GOV/OFFICES.HTML](http://WWW.OSDBU.GOV/OFFICES.HTML)



US Army Corps
of Engineers.



ACRONYMS

GI	General Investigations	ECIP	Energy Conservation Investment program
CG	Construction General	ERCIP	Energy Resilience and Conservation Investment Program
CAP	Continuing Authorities Program	HTRW	Hazardous Toxic Radiologic Waste
O&M	Operations and Maintenance	IIS	Interagency and International Services
FCCE	Flood Control and Coastal Emergencies	EQ	Environmental Quality
MRLS	Missouri River Levee System	FUDS	Formerly Used Defense Sites
MRRP	Missouri River Recovery Program	IRP	Installation Restoration Program
RMC	Risk Management Center	BRAC	Base Realignment and Closure
GUMP	Guidance Update Management Program	FUSRAP	Formerly Used Sites Remedial Action Program
BSNP	Bank Stabilization Navigation Program	EPA	Environmental Protection Agency
DODM	Department of Defense Medical	MEGA	Multiple Environmental Government Acquisition
NGA	National Geospatial-Intelligence Agency	PRAC	Preplace Remedial Action Contract
N2W	Next NGA West	IDIQ	Indefinite Delivery Indefinite Quantity
OMA	Operations and Maintenance Army	MATOC	Multiple Award Task Order Contract
OMAF	Operations and Maintenance Air Force	SATOC	Single Award Task Order Contract
MILCON	Military Construction	POCA	Performance Oriented Construction Activities Contract
FCA	Facility Condition Assessment	JOC	Job Order Contract
SRM	Sustainment Restoration and Maintenance	AFCS	Air Force Civilian Services
PA	Program Amount	IPO	Integrated Project Office
WAFB	Whiteman Air Force Base	ACP	Access Control Point
LWD	Fort Leonard Wood	RIF	Remote Inspection Facility
MAFB	McConnell Air Force Base	VCC	Visitor Control Center
KANG	Kansas Army National Guard		
SBSA	Small Business Set-Aside		
DBB	Design Bid Build		
UMMCA	Unspecified Minor Military Construction		
AE	Architect Engineer		
AFCEC	Air Force Civil Engineer Center		
NAICS	North American Industry Classification System		
SDVOSB	Service Disabled Veteran Owned Small Business		



US Army Corps
of Engineers.



ACEC

2019 MISSOURI RIVER FLOOD EVENT

**JOHN D. HOLM
CHIEF, ENGINEERING DIVISION
KANSAS CITY DISTRICT**

21 NOVEMBER 2019



**US Army Corps
of Engineers®**



Eight Authorized Purposes

- Flood Control – Requires Empty Space
- Navigation
- Hydropower
- Water Supply
- Water Quality Control
- Recreation
- Irrigation
- Fish and Wildlife (including T&E*)

Requires Access to Water or Releases

Purpose ≠ Priority

Runoff Driven System – The runoff drives system releases, and is managed on an annual basis. We do not carryover water in the flood control zones

Basically operate for flood control or meeting downstream targets (nav)

* - As Hydrologic Conditions Allow



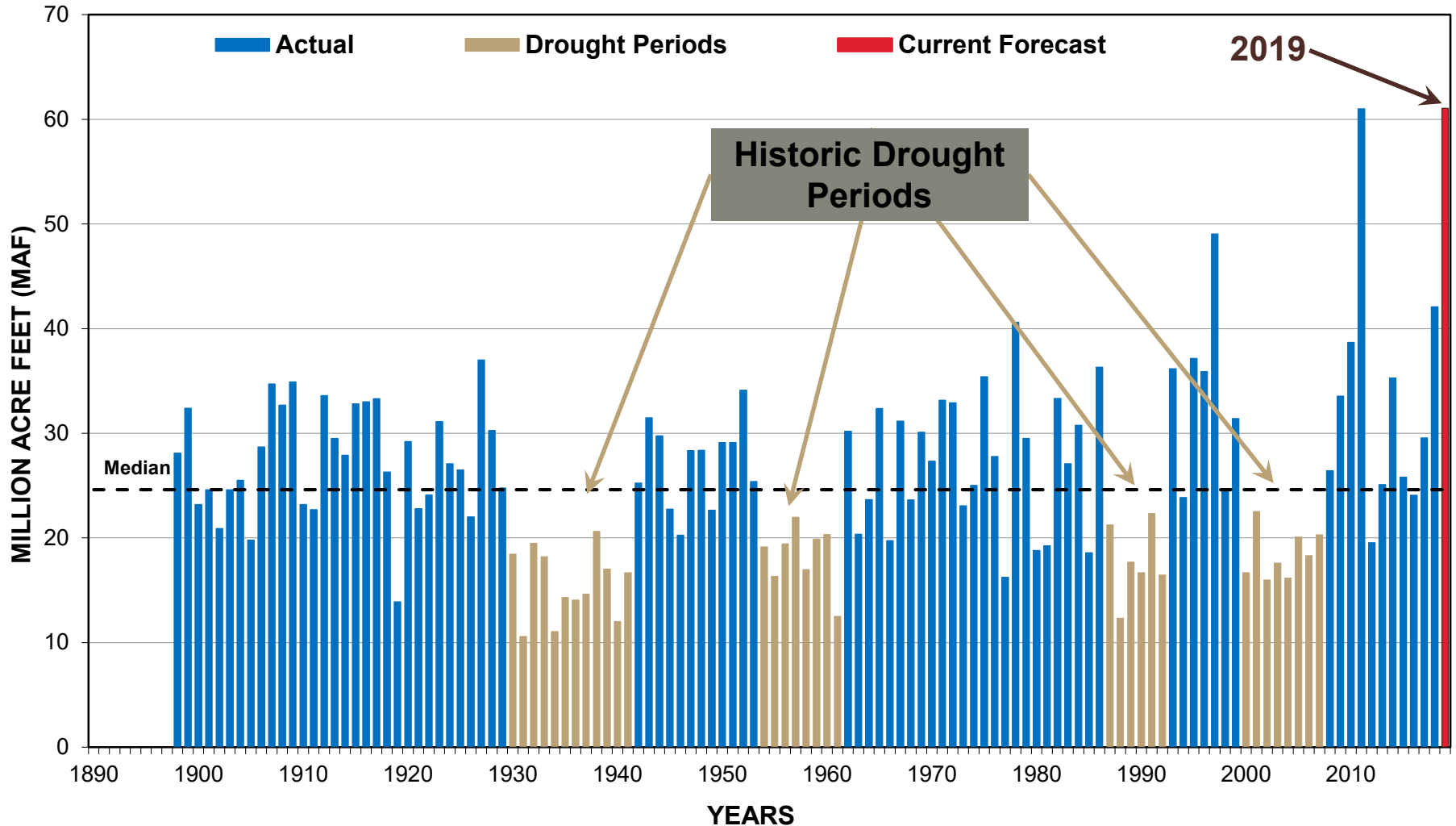
ANNUAL RUNOFF ABOVE SIOUX CITY, IA



2019 Runoff Forecast ... 61.0 MAF*

Average Runoff ... 25.3 MAF

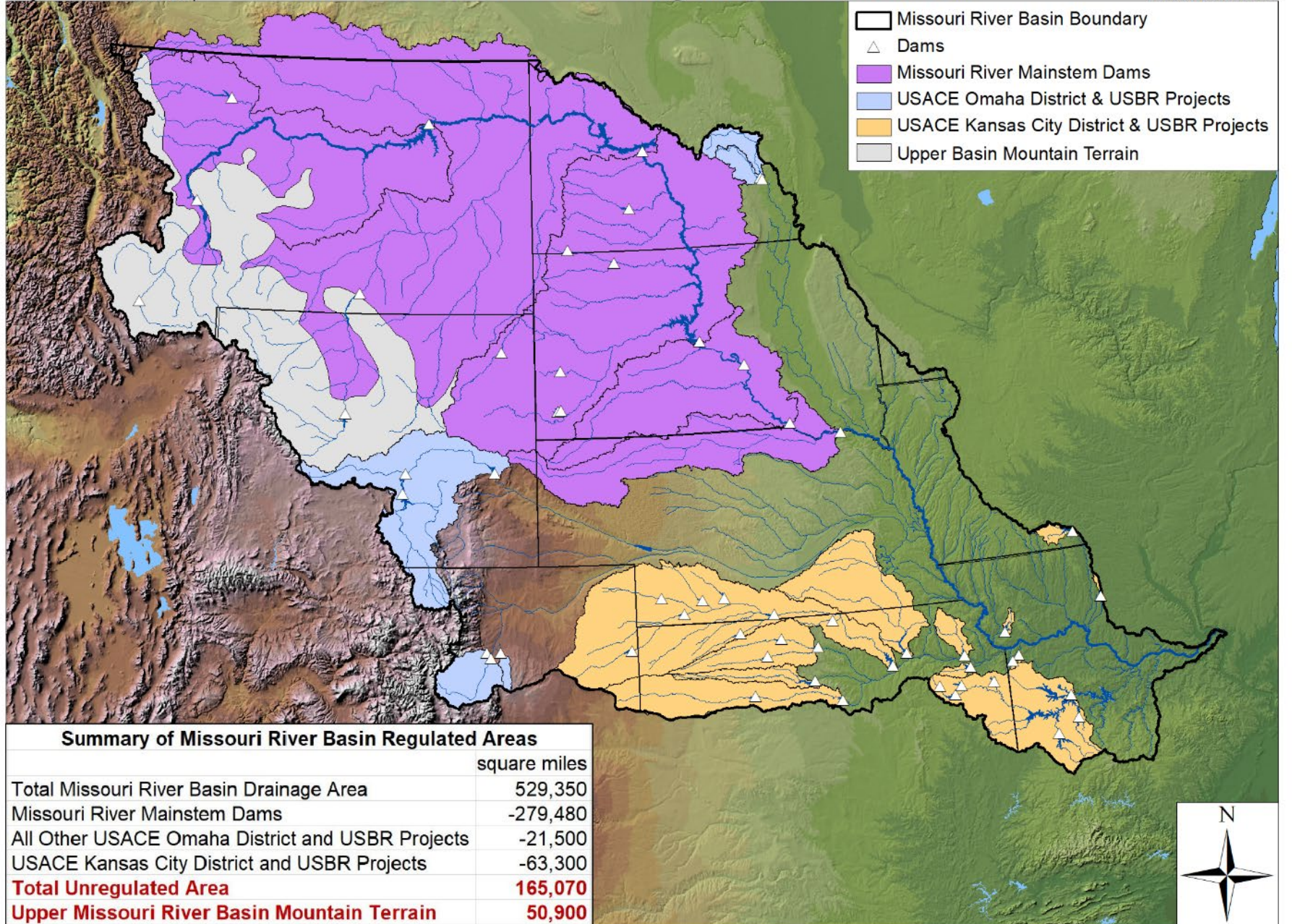
*October 1 forecast (ties record set in 2011)



Missouri River Basin Regulated Watersheds

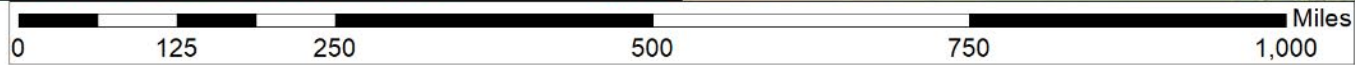
Background: North America Relief Map

USACE NWO March 2016



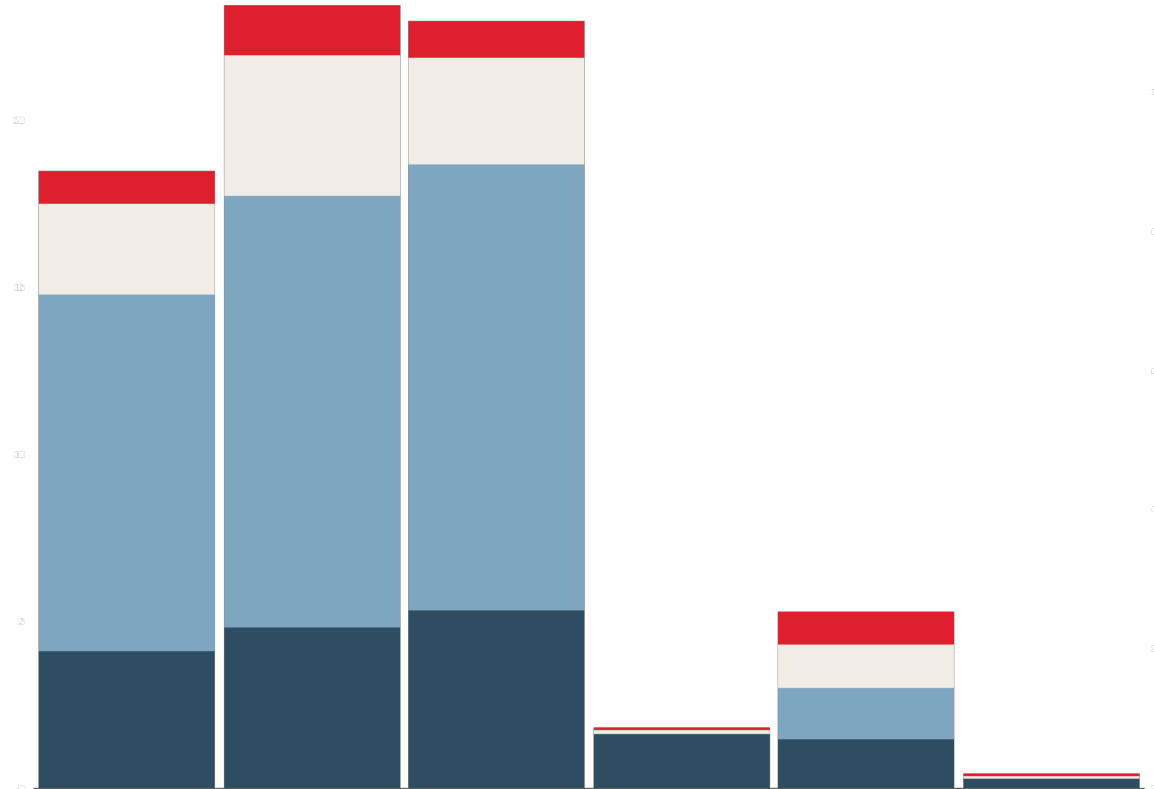
- Missouri River Basin Boundary
- Dams
- Missouri River Mainstem Dams
- USACE Omaha District & USBR Projects
- USACE Kansas City District & USBR Projects
- Upper Basin Mountain Terrain

Summary of Missouri River Basin Regulated Areas	
	square miles
Total Missouri River Basin Drainage Area	529,350
Missouri River Mainstem Dams	-279,480
All Other USACE Omaha District and USBR Projects	-21,500
USACE Kansas City District and USBR Projects	-63,300
Total Unregulated Area	165,070
Upper Missouri River Basin Mountain Terrain	50,900





MAINSTEM PROJECTS - STORAGE



	Fort Peck	Garrison	Oahe	Big Bend	Fort Randall	Gavins Point
■ Exclusive Flood	0.971	1.495	1.107	0.061	0.986	0.054
■ Annual Flood	2.704	4.211	3.208	0.118	1.306	0.079
■ Carryover	10.7	12.951	13.353		1.532	
■ Permanent	4.088	4.794	5.315	1.631	1.469	0.295
Gross Storage in MAF	18.463	23.451	22.983	1.81	5.293	0.428
72.4 MAF System Storage	25%	32%	31%	3%	8%	1%
Accumulative %	25	57	88	91	99	100



MAINSTEM PROJECTS – FLOOD CONTROL STORAGE



Combined Flood Control Storage of:
Fort Peck, Garrison, Oahe, Big Bend,
Ft. Randall
5 Gallon Bucket = 16.2 MAF



Flood Control Storage of Gavins Point:
2/3 Cup Measuring Cup = 0.13 MAF



KANSAS CITY DISTRICT RESERVOIR STORAGE



KANSAS CITY DISTRICT - RESERVOIR STORAGE

LEARN MORE AT:
WWW.NWK.USACE.ARMY.MIL



US Army Corps
of Engineers ®



KANSAS RIVER BASIN



OSAGE RIVER BASIN



MISSOURI RESERVOIRS



- Our reservoirs have 11.0 MAF of flood control storage spread across 18 lakes in Kansas, Iowa, Missouri, & Nebraska.
 - On June 2, 2019, 9.0 MAF of the 11.0 MAF of flood control storage, or 82% was occupied.
 - All of our reservoirs have an authorized purpose for flood control.
- MAF = million acre feet

■ Multipurpose ■ Flood Control

All values in acre feet

CREATED 18 SEPTEMBER 2019

IOWA RESERVOIR



LEVEES: FEDERAL VS NON-FEDERAL



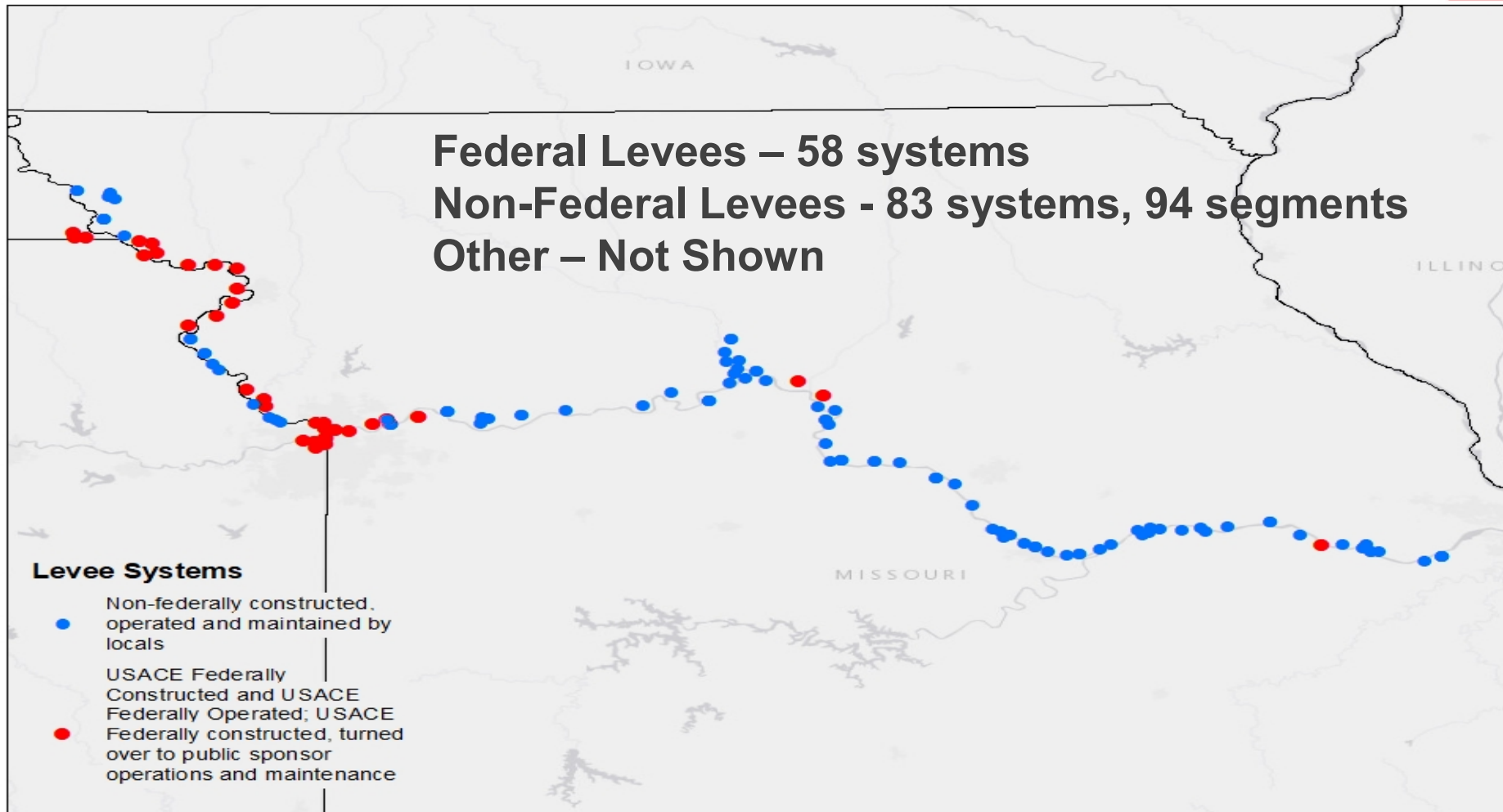
Missouri River Levee Systems



Federal Levees – 58 systems
Non-Federal Levees - 83 systems, 94 segments
Other – Not Shown

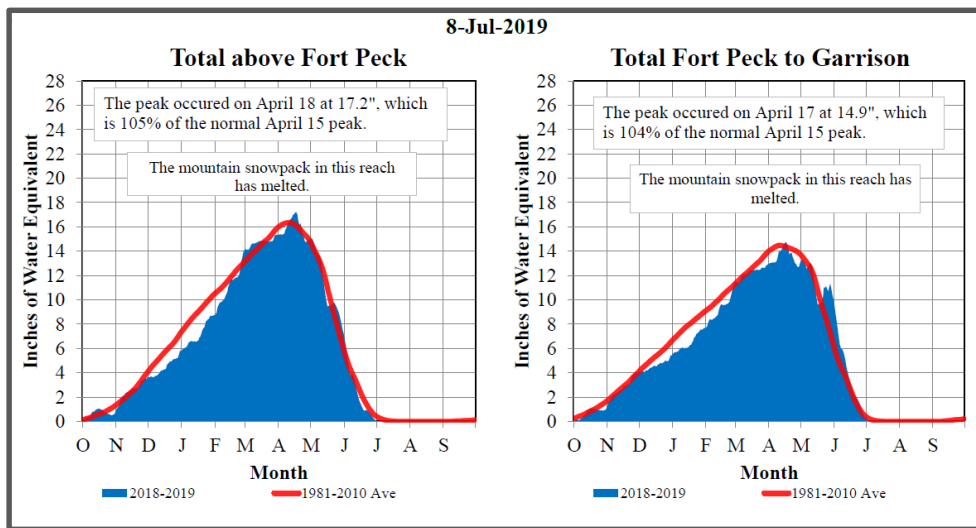
Levee Systems

- Non-federally constructed, operated and maintained by locals
- USACE Federally Constructed and USACE Federally Operated; USACE Federally constructed, turned over to public sponsor operations and maintenance



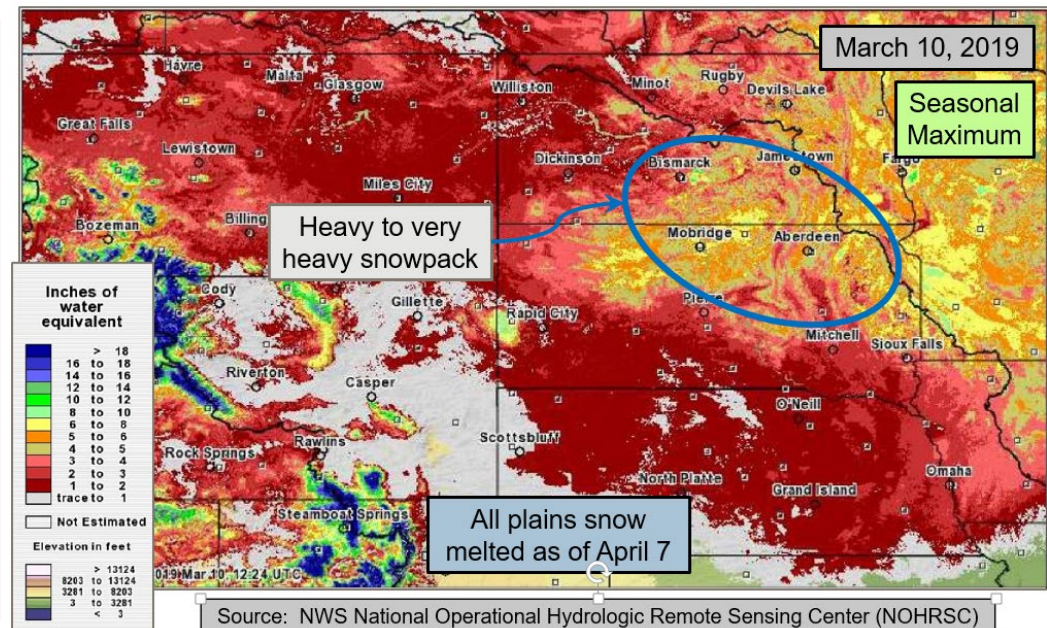


MARCH FLOOD EVENT - SNOWPACK

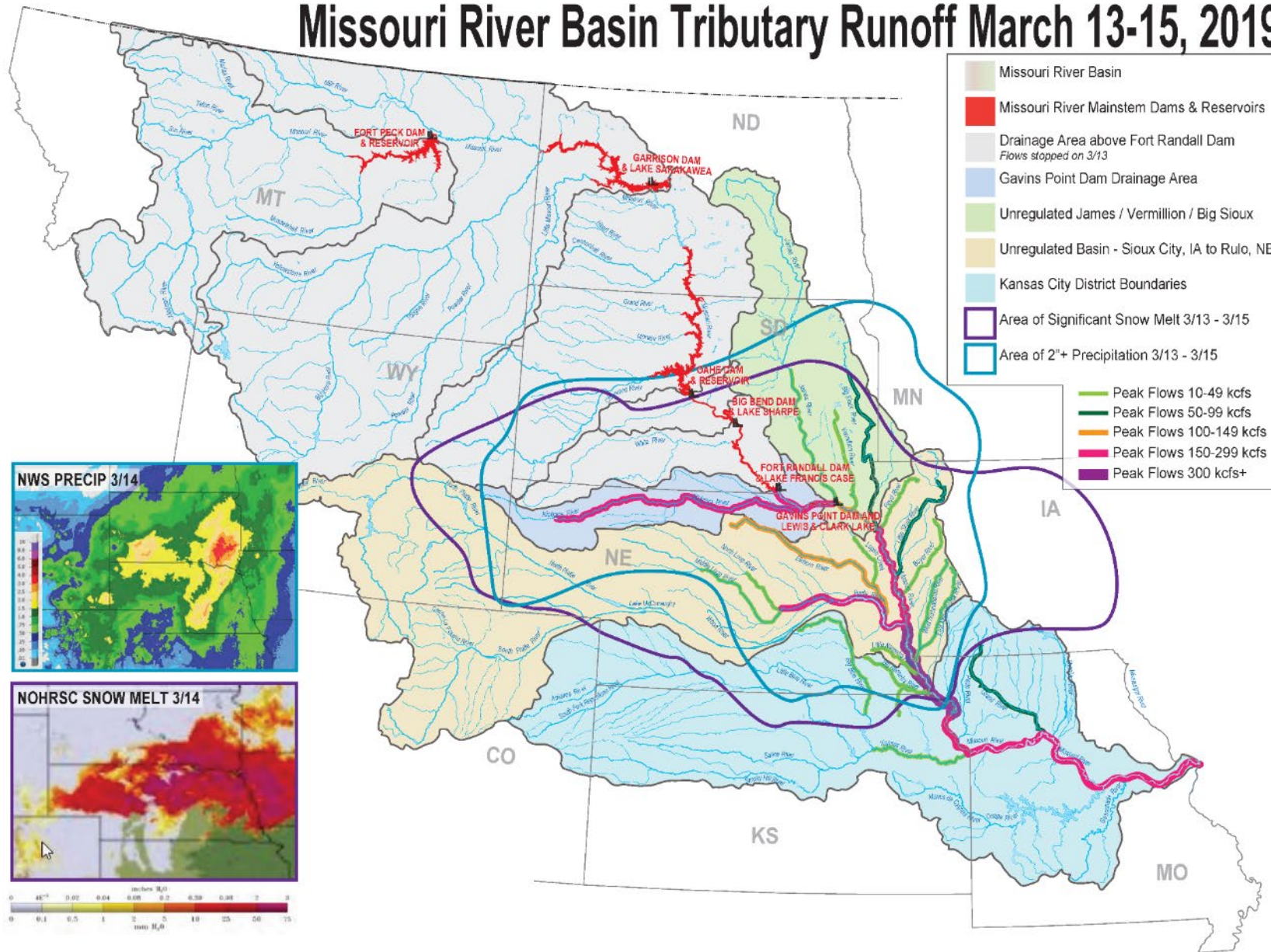


- Mountain snowpack was about average in 2019
- One difference between 2019 and 2011 ... mountain snowpack was MUCH ABOVE average in 2011.

- Plains snowpack was present in the entire upper basin, Nebraska and Iowa
- Heavy to very heavy plains snowpack in portions of the central and eastern Dakotas
- Deeply frozen soils resulted in little to no infiltration during March snowmelt/rainfall events



Missouri River Basin Tributary Runoff March 13-15, 2019





MARCH FLOOD EVENT - FLOWS



Peak Streamflows on the Mainstem of the Missouri River and its Tributaries Floods of 13-17 March 2019

* Record Peak Streamflow

+ Record Peak Stage



Location	Peak Flow, cfs	Date
Gavins Point Inflow (Niobrara)*+	182,000	14-Mar
Gavins Point Outflow	100,000	15-Mar
James R.	23,400	15-Mar
Vermillion R.	16,800	17-Mar
Big Sioux R.	68,900	16-Mar
Missouri R. - Sioux City, IA	166,000	17-Mar
Floyd R.	33,500	15-Mar
Maple R. *	26,800	15-Mar
Little Sioux R. *+	58,400	15-Mar
Soldier R.	27,500	14-Mar
Boyer R. *+	35,400	14-Mar
Missouri R. - Omaha, NE	189,000	17-Mar
Elkhorn R. *+	101,000	16-Mar
Platte R. *+	193,000	16-Mar
Missouri R. - Nebraska City, NE *+	345,000	16-Mar
Nishnabotna R.	38,500	16-Mar
Nodaway R.	29,100	15-Mar
Little Nemaha R.	27,000	14-Mar
Big Nemaha R.	37,000	13-Mar
Missouri R. - Rulo, NE+	338,000	20-Mar
Missouri R. - St. Joseph, MO+	318,000	22-Mar
Kansas R.	26,000	14-Mar
Missouri R. - Kansas City, MO	294,000	24-Mar
Missouri R. - Waverly, MO+	304,000	26-Mar
Grand R.	58,000	15-Mar
Missouri R. - Boonville, MO	295,000	31-Mar
Missouri R. - Hermann, MO	320,000	31-Mar




MARCH 2019 - DAMAGES



- 14 levee systems breached north of Kansas City on Missouri River.
- Estimated that 350 miles of levee systems impacted in some manner by flood waters
- Over 4.8 million acres inundated throughout Missouri River basin, March 8-21



Craig, MO
March 2019

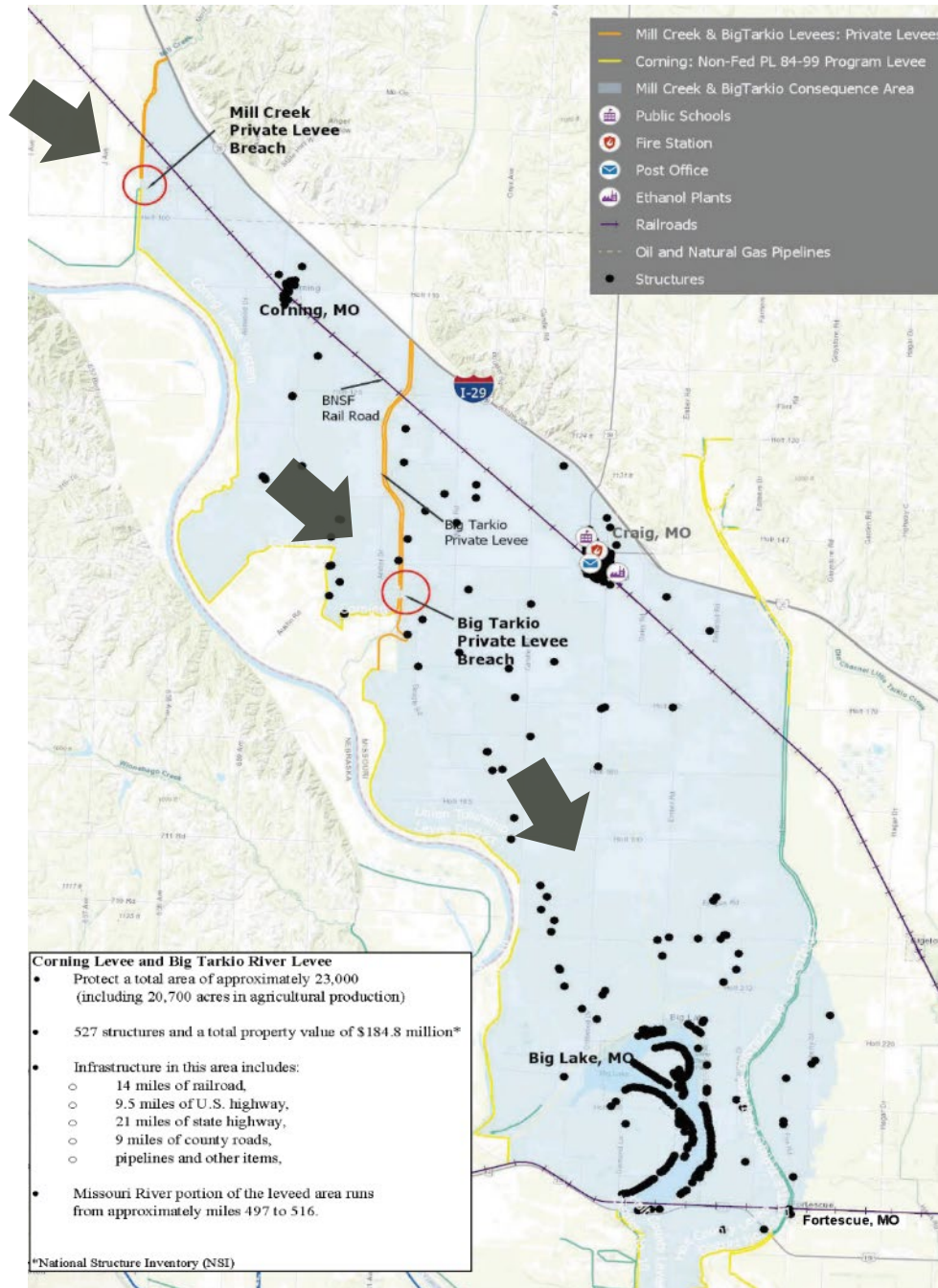


Henry Pohl Levee
March 27th 2019
Atchison County, KS



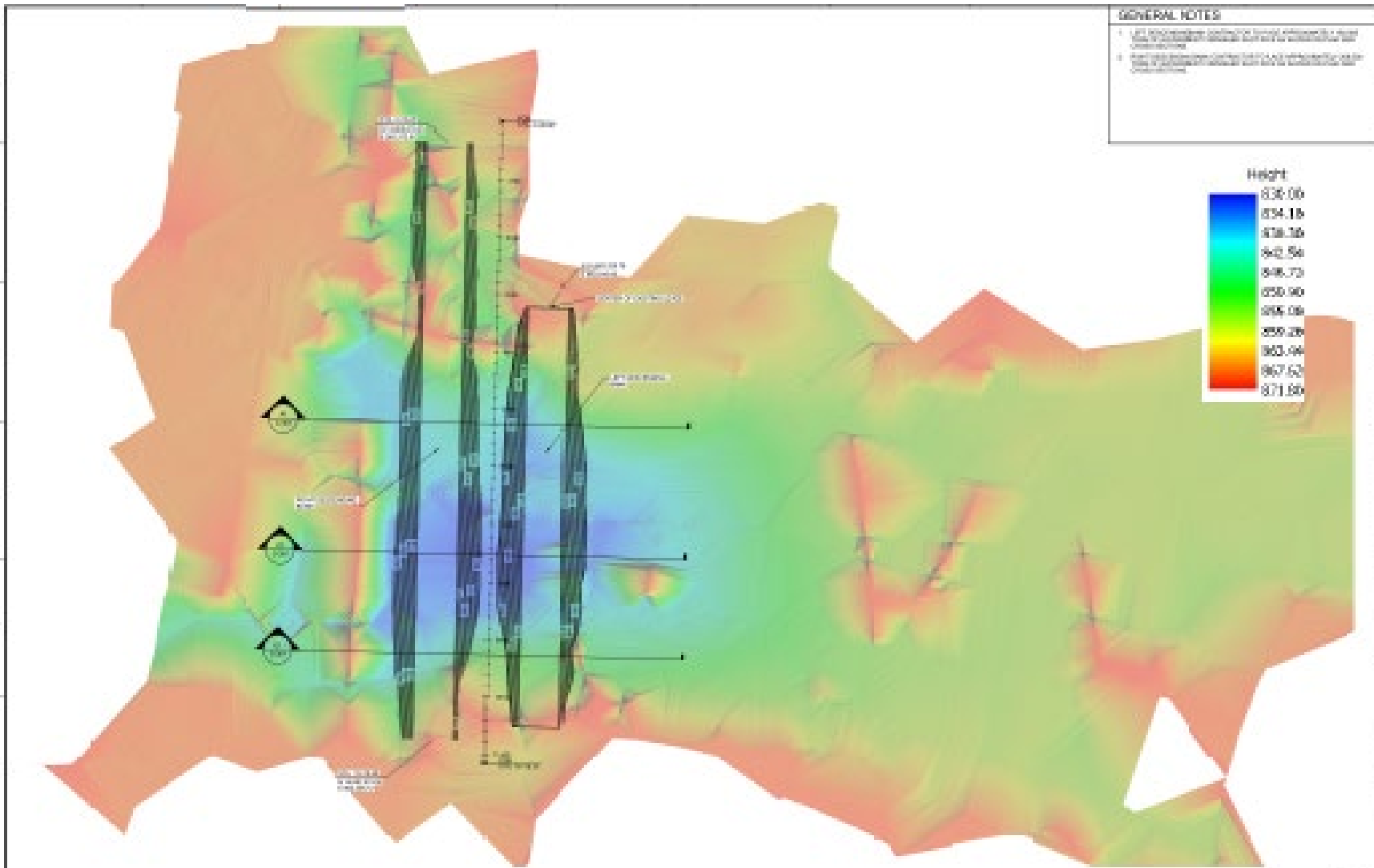
BREACHES

- Overtopping and breaching of left bank levee systems resulted in overland flow above the Mill Creek private levee
- We believe the Mill Creek private levee subsequently overtopped and breached
- In addition, the Big Tarkio private levee breached – unknown if it overtopped first






BIG TARKIO BREACH



GENERAL NOTES:
1. ALL DIMENSIONS SHOWN ON THIS DRAWING ARE IN FEET AND INCHES UNLESS OTHERWISE SPECIFIED.
2. THE LOCATION OF THE BREACH IS SHOWN ON THE ATTACHED MAP.



NO.	DESCRIPTION	DATE

NO.	DESCRIPTION	DATE

A1 BIG TARKIO SITE PLAN
DATE: 11/11/11

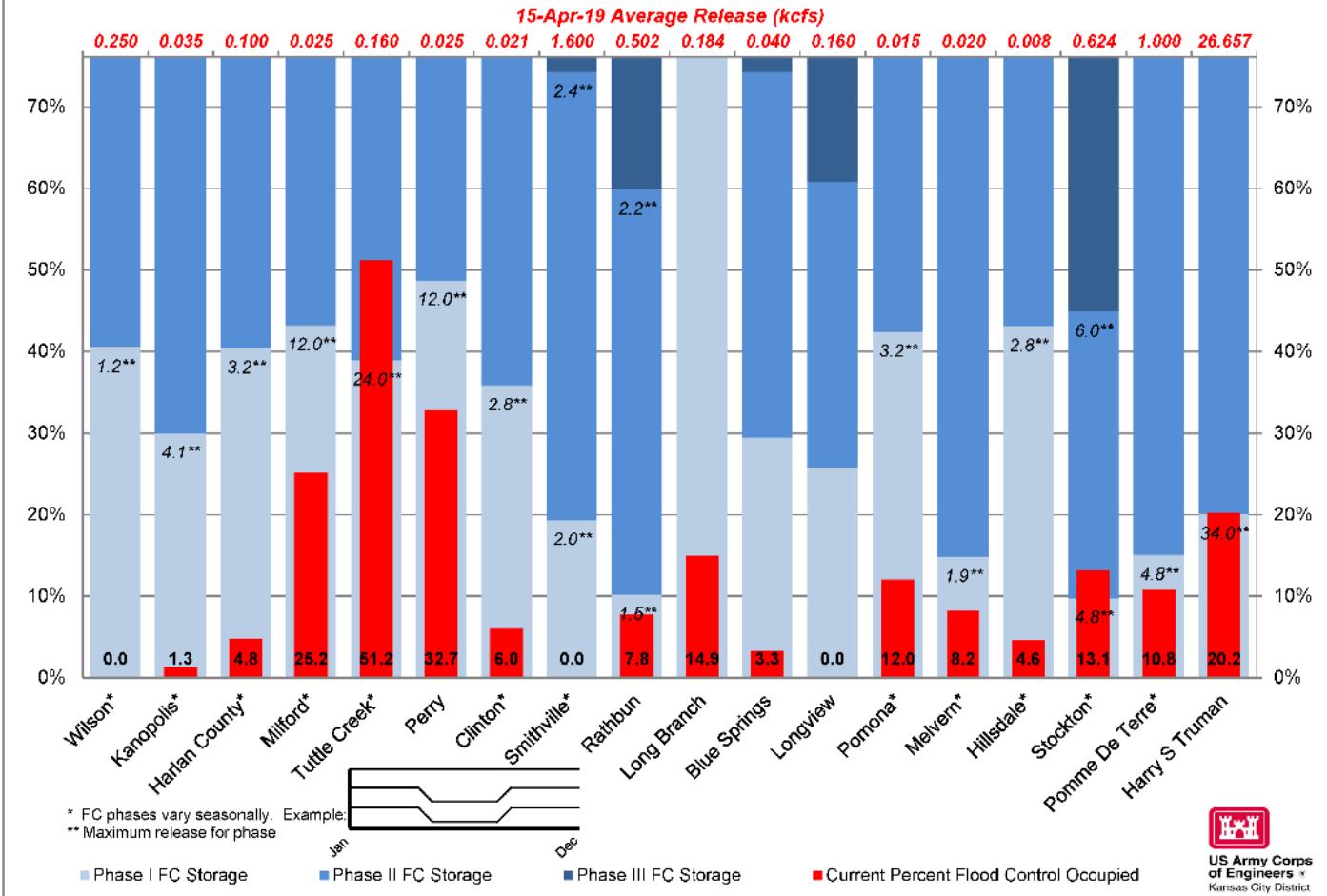
SCALE: 1" = 200'
C-101



NWK RESERVOIRS – MID APRIL



Percent of Flood Control Pool Occupied: 15 Apr 2019





MAY - JUNE FLOODING

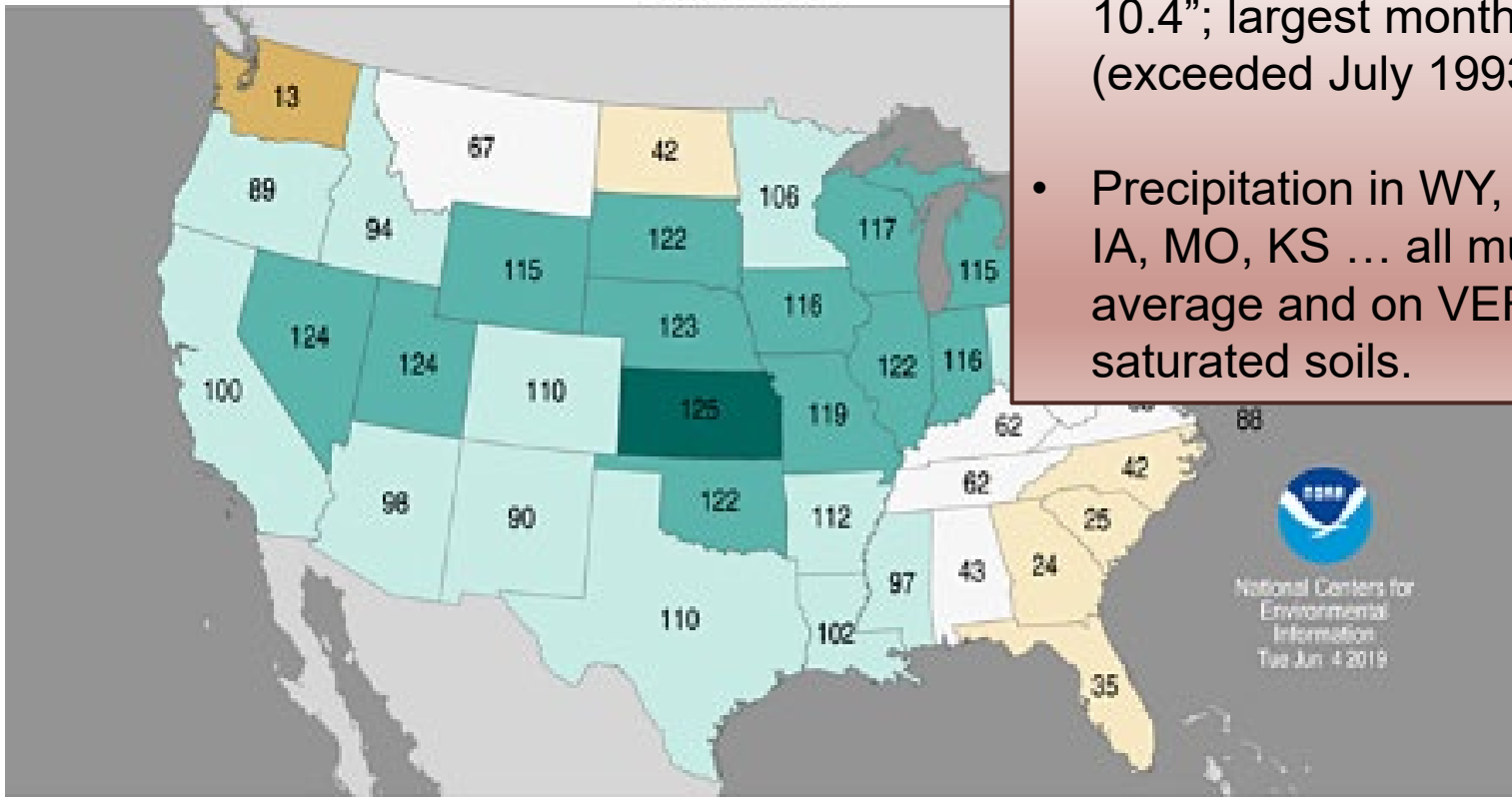


Statewide Precipitation Ranks

March-May 2019

Period: 1895-2019

- May rainfall in KS averaged 10.4"; largest monthly rainfall, (exceeded July 1993).
- Precipitation in WY, SD, NE, IA, MO, KS ... all much above average and on VERY saturated soils.



Record Driest (1)

Much Below Average

Below Average

Near Average

Above Average

Much Above Average

Record Wettest (125)



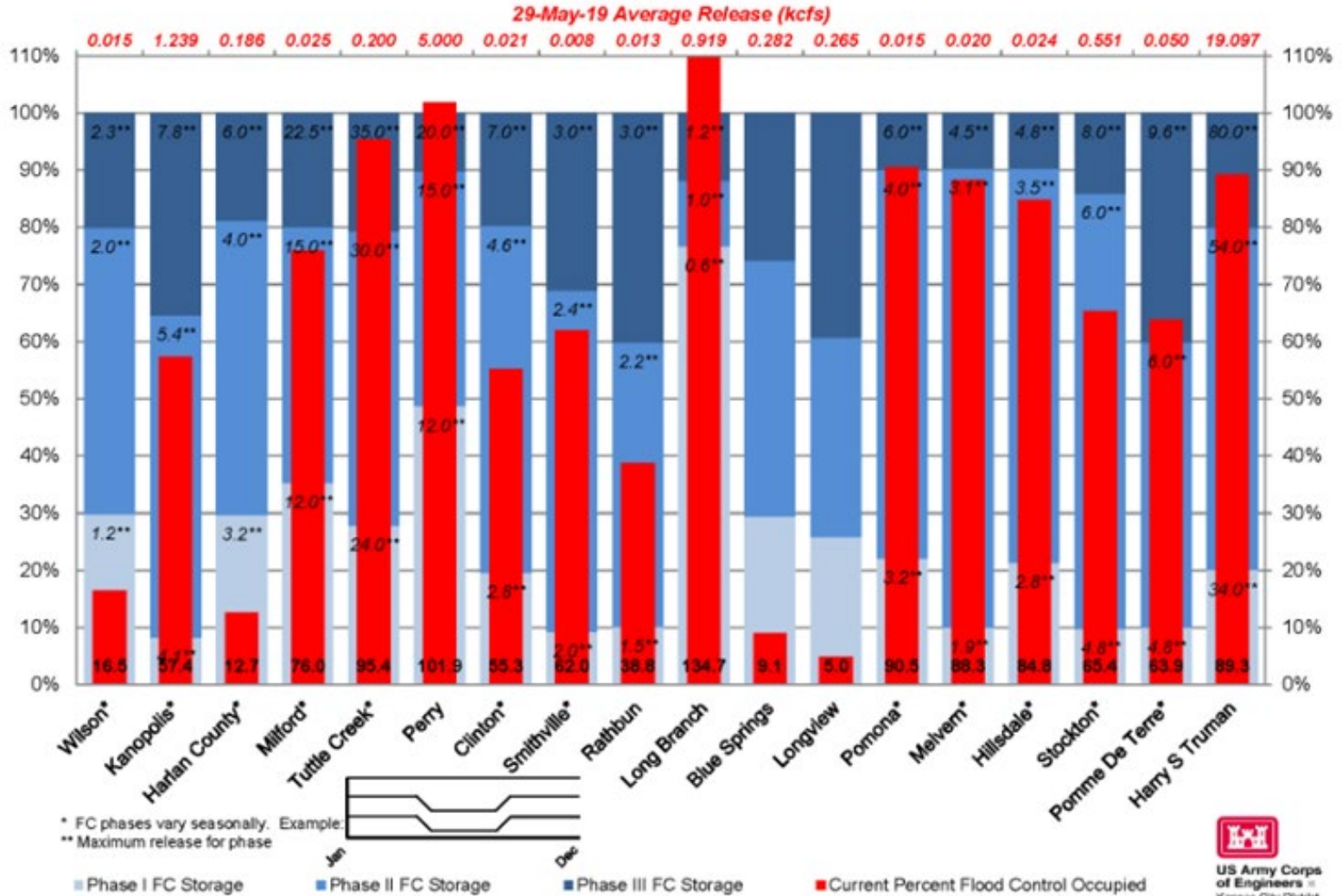
National Centers for Environmental Information
Tue Jun 4 2019



PEAK RESERVOIR CONDITIONS



Percent of Flood Control Pool Occupied: 29 May 2019





U.S. ARMY

TUTTLE CREEK SURFACE AREA



TUTTLE CREEK LAKE

Imagery: NASA Worldview



IMPACTS TO RESERVOIRS



Kansas City District


- ❑ On peak day, 9 MAF of 11 MAF of flood control storage was occupied
- ❑ Surcharge operations at Harry S Truman, Tuttle Creek, Perry and Long Branch
- ❑ Record pools at 9 reservoirs: Perry, Clinton, Truman, Pomona, Melvern, Hillsdale, Pomme de Terre, Harlan County and Long Branch



MAY-JUNE FLOODING: LEVEE STATUS



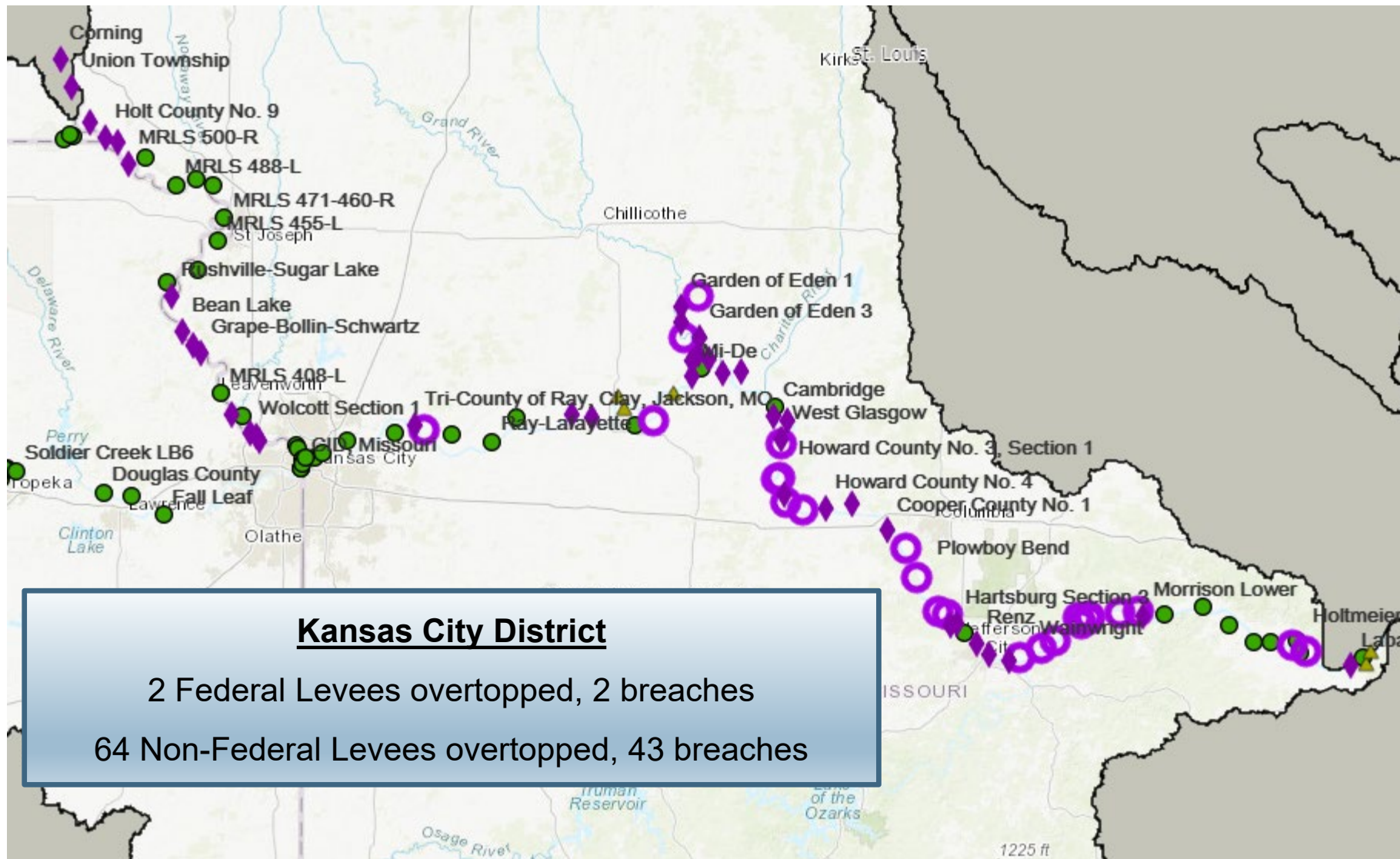
- 50 levee systems Overtopped, or Overtopped and Subsequently Breached, 23 May - 17 June 2019
- All on the Missouri and Grand River located downstream of Kansas City
- NWK estimates approx. 655 additional levee miles from Kansas City – St. Louis damaged in May 2019



*Garden of Eden Levee System
Grand River*



IMPACTS TO LEVEES





LEEVE REHABILITATION AND USACE ASSISTANCE



Levee rehabilitation basic details

- Goal is to repair eligible “Active” projects damaged by flooding prior to the next flood season
- Assistance must be requested by levee sponsor and is limited to pre-disaster condition and level of protection
- Repairs must be economically justified and are prioritized based on consequences and severity of damage
- Active federal levee rehabilitation projects are repaired at 100% federal cost
- Active non-federal projects are cost-shared 80% federal, 20% non-federal
- Levee sponsors must provide land access easements, rights-of-way, relocations and borrow (earthen material to repair levee) at no cost to the federal government



LEVEE REHABILITATION AND USACE ASSISTANCE

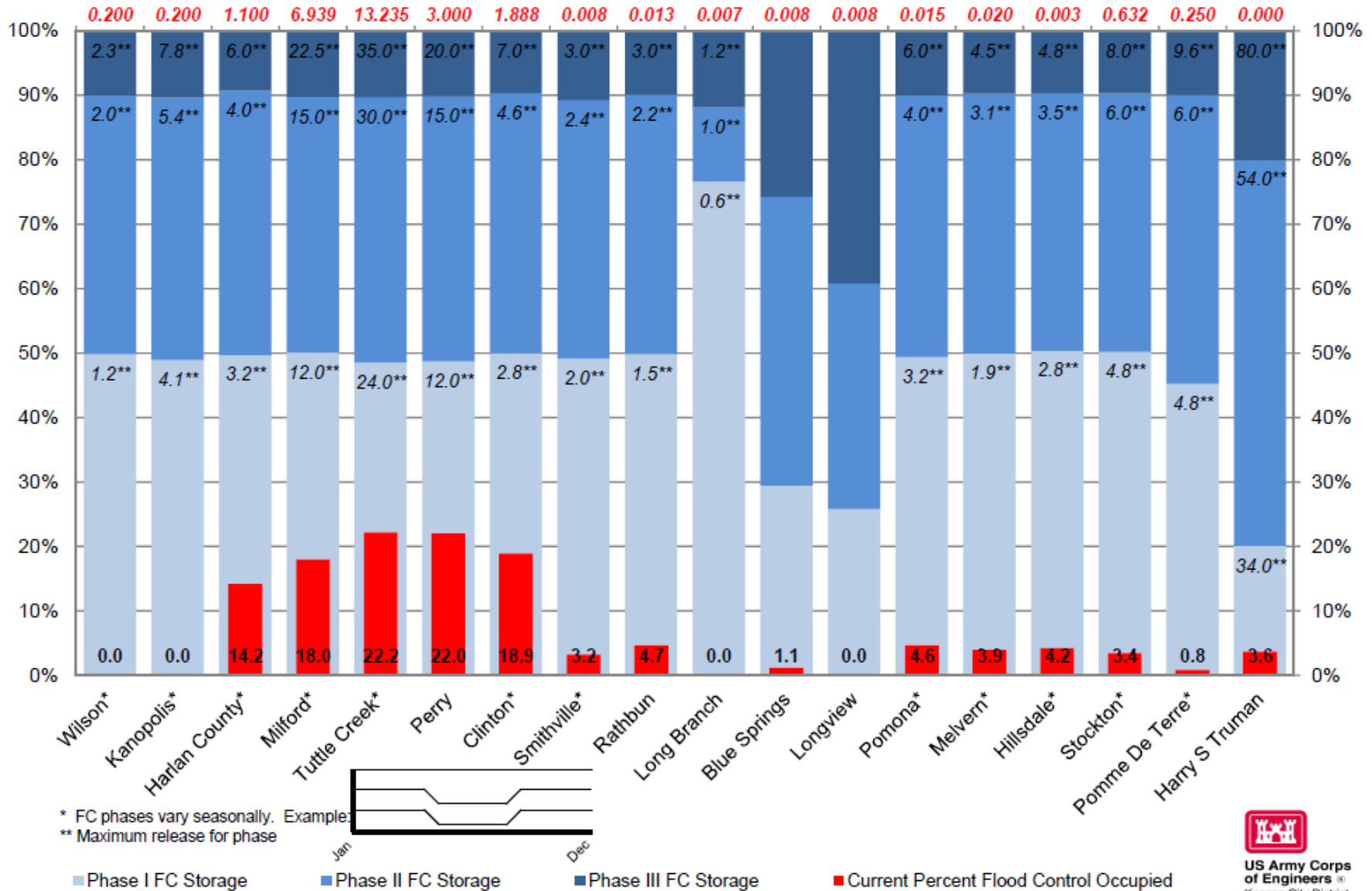


Levee rehabilitation status

- Mainstem releases from Gavins to continue at 80,000 cfs through November – plan is to evacuate all flood storage before winter freeze
- NWK continues to make releases from the Kanas reservoirs with the goal to evacuate all flood storage over the next 6 weeks
- NWK has completed all but four of the PIRs (Project Investigation Report)
 - Challenged due to ongoing high water
- NWD is approving PIR's
- Emergency repairs for Mill Creek and Big Tarkio awarded early August
- NWK has advertised four repair contracts
- As PIR's are approved by NWD, NWK staff are developing contract documents for future advertisements
- All advertisements are dependent upon the sponsors providing land access easements, rights-of-way, relocations and borrow (earthen material to repair levee) at no cost to the federal government

Percent of Flood Control Pool Occupied: 20 Nov 2019

20-Nov-19 Average Release (kcfs)





QUESTIONS



Kansas Legislative Items

- 1) Senate and House are currently in recess, will reconvene January 13th and will be in session until May.
- 2) Tax collections are ahead of estimates. For September, tax collection \$43.2 MM ahead of the estimate and \$37 MM ahead for October.
- 3) Tax collection increases are due to the partial reversal of some of the previous tax cuts enacted during the tenure of former Governor Sam Brownback.
- 4) Revenue estimates for FY 2020 and 2021 increased by a combined \$525MM (based on a report issue November 2019).
- 5) 2020 Election Year is big in Kansas. The following will be elected:
 - (1) U.S. Senator (seat of Pat Roberts)
 - (4) U.S. House of Representatives (all 4 districts)
 - (40) State Senators (i.e. the entire KS State Senate is up for election)
 - (125) State Representatives (i.e. the entire KS State House is up for election)
 - Multiple Judges
- 6) (2) KS Supreme Court Justices will be appointed.
- 7) ACEC is anticipating reintroduction of a software tracking bill. If you remember, this bill was introduced last year and advertised as a way to eliminate cost overruns by Government contractors. Last year's bill required that any professional service with a contract of more than \$100K was required to purchase this software and then install on every computer, laptop and cell phone. This software was designed to save screenshots every 7 seconds. Consultants would then be required to save this data for 7 years and turn it over to the State of Kansas upon request.

Concerns included: (1) cost to purchase and install the software; (2) cost to manipulate and store the data; (3) professional liability insurance coverage; and (4) confidentiality. ACEC is expecting that this software will be reintroduced but some metric will be changed; e.g. restricted to IT companies or State contracts of \$500K or more. If reintroduced, ACEC plans to fight vigorously regardless.

- 8) Increase in transportation funding progress, which includes reducing the amount of money swept from KDOT to complete the State's TWorks program. A new 10-year transportation bill is under discussion/planned.
- 9) Continued efforts to solidify funding in the vertical/water/wastewater areas
- 10) ACEC KS is always sensitive to threats against Qualification Based Selection (QBS), but nothing is in play right now.